


F-2



A

STEPHEN H. ADDISON

303-46-0172

	DATE	SOURCE/EXPLANATION	AMOUNT	BALANCE	PREVIOUS BALANCE	
1977	8 3	SSA for July	494.00	494.00	-	1
1977	5 1	SSA Ins.	444.00	494.00	494.00	2
3	6 2	SSA for May	494.00	544.00	494.00	3
4	7 3	" June	526.20	596.20	544.00	4
5	8 3	" July	526.20	648.40	596.20	5
6	9 1	" Aug.	526.20	701.60	648.40	6
7	10 3	" Sept.	526.20	753.80	701.60	7
8	11 3	" Oct.	526.20	806.00	753.80	8
9					806.00	9
10						10
11						11
12						12
13						13
14						14
15						15
16						16
17						17
18						18
19						19
20						20
21						21
22						22
23						23
24						24
25						25
26						26
27						27
28						28
29						29
30						30
31						31
32						32
33						33
34						34
35						35
36						36
37						37
38						38
39						39
40						40

84-4286-203

TDA M. ALBUNDY

487-01-1159

	1	2	3		
	DATE	SOURCE/EXPLANATION	AMOUNT	BALANCE	PREVIOUS BALANCE
1977	23	SSA for July	232.20	232.20	-
2	30	" Aug.	232.20	464.40	232.20
3	10	" Sept.	232.20	696.60	464.40
1978	5	" Tns.	1625.40	2322.00	696.60
5	6	" for May	232.20	2554.20	2322.00
6	7	" June	243.40	2797.60	2554.20
7	8	" July	243.40	3041.00	2797.60
8	9	SSA Tns.	272.00	3313.00	3041.00
9	10	SSA for Sept.	353.60	3666.60	3313.00
10	11	" Oct.	253.60	3920.20	3666.60
11					3920.20
12					
13					
14					
15					
16					
17					
18					
19					
20					
21					
22					
23					
24					
25					
26					
27					
28					
29					
30					
31					
32					
33					
34					
35					
36					
37					
38					
39					
40					

4803 - 8th
8803 - 01st

4/10

LILLIAN MITCHELL ALEXANDER
 A709095456
 CSA1151654

DATE	SOURCE/EXPLANATION	AMOUNT	BALANCE	PREVIOUS BALANCE
1977 1 9 1	RR Reg. Annuity	100.13	100.13	---
2 10 1	"	578.46	678.59	100.13
3 11 1	CSA Annuity	464.52	1143.11	678.59
4 12 1	"	463.00	1606.11	1143.11
5 1 1	RR Reg. Annuity	100.13	1706.24	1606.11
6 2 1	CSA Annuity	463.00	2169.24	1706.24
7 3 1	RR Reg. Annuity	100.13	2269.37	2169.24
8 4 1	"	100.13	2369.50	2269.37
9 5 1	CSA Annuity	463.00	2832.50	2369.50
1977 10 1 1	RR Reg. Annuity	100.13	2932.63	2832.50
11 2 1	CSA	463.00	3395.63	2932.63
12 3 1	"	463.00	3858.63	3395.63
13 4 1	United Insurance Co. of America	36.34	3894.97	3858.63
14 5 1	RR Reg. Annuity	100.13	3995.10	3894.97
15 6 1	"	100.13	4095.23	3995.10
16 7 1	CSA Annuity	463.00	4558.23	4095.23
17 8 1	"	463.00	5021.23	4558.23
18 9 1	RR Reg. Annuity	100.13	5121.36	5021.23
19 10 1	"	100.13	5221.49	5121.36
20 11 1	CSA Annuity	463.00	5684.49	5221.49
21 12 1	"	463.00	6147.49	5684.49
22 1 1	RR Reg. Annuity	100.13	6247.62	6147.49
23 2 1	"	100.13	6347.75	6247.62
24 3 1	CSA Annuity	463.00	6810.75	6347.75
25 4 1	"	463.00	7273.75	6810.75
26 5 1	RR Reg. Annuity	100.13	7373.88	7273.75
27 6 1	"	100.13	7474.01	7373.88
28 7 1	CSA Annuity	463.00	7937.01	7474.01
29 8 1	"	500.00	8437.01	7937.01
30 9 1	RR Reg. Annuity	100.13	8537.14	8437.01
31 10 1	CSA Annuity	600.00	9137.14	8537.14

ORELIA ANDERSON

556-76-2450

	1	2	3			
	DATE	SOURCE/EXPLANATION	AMOUNT	BALANCE	PREVIOUS BALANCE	
1977	12 5	Bank of Montreal	635.60	635.60	-	1
2	4 25	"	635.60	1271.20	635.60	2
3	5 9	Dorothy J. Anderson	10.05	1281.25	1271.20	3
4	11 13	Bank of Montreal	1125.40	2406.65	1281.20	4
5					2406.65	5
6						6
7						7
8						8
9						9
10						10
11						11
12						12
13						13
14						14
15						15
16						16
17						17
18						18
19						19
20						20
21						21
22						22
23						23
24						24
25						25
26						26
27						27
28						28
29						29
30						30
31						31
32						32
33						33
34						34
35						35
36						36
37						37
38						38
39						39
40						40

Handwritten initials and scribbles in the bottom right corner of the table area.

48003 CHECK
48703 2020 BUDGET
48704

SAMUEL M ANDERSON
C.SA 1315344
437-09-2867

DATE	SOURCE/EXPLANATION	AMOUNT	BALANCE	PREVIOUS BALANCE
1977				
9 2	SSA for Aug	1156.60	1156.60	---
10 1	CSA Annuity	431.04	587.64	1156.60
10 22	SSA Ins	109.10	696.74	587.64
10 3	"	116.90	813.64	696.74
11 3	SSA for Oct	102.90	916.54	813.64
10 1	CSA Annuity	430.04	1346.58	916.54
11 1	"	430.04	1776.62	1346.58
10 7	SSA for Nov	116.90	2093.52	1776.62
1978				
1 3	" Dec	116.90	2210.42	2093.52
1977				
12 22	SSA Ins	730	2254.12	2210.42
11	1 CSA Annuity	415.04	2254.12	2254.12
12 2	SSA for Jan	1130.60	2334.76	2254.12
13	3 " Feb	1130.60	3044.36	2334.76
14	4 1 CSA Annuity	449.33	3493.69	3044.36
15	13 "	430.04	3743.73	3493.69
16	4 " SSA for March	1130.60	4115.33	3743.73
17	1 CSA Annuity	440.33	4555.66	4115.33
18	3 1 "	440.33	5036.19	4555.66
19	5 3 SSA for April	1130.60	5196.79	5036.19
20	1 CSA Annuity	440.33	5637.12	5196.79
21	6 "	440.33	6117.45	5637.12
22	2 SSA for May	1130.60	6278.05	6117.45
23	3 3 June	1131.80	6470.65	6278.05
24	1 CSA Annuity	440.33	6931.98	6470.65
25	8 1 "	440.33	7392.11	6931.98
26	3 SSA for July	1131.80	7523.91	7392.11
27	9 " Aug	1131.80	7655.71	7523.91
28	1 CSA Annuity	440.33	8096.04	7655.71
29	10 2 "	432.33	8300.17	8096.04
30	3 SSA for Sept	1131.80	8432.97	8300.17
31				8432.97

Handwritten initials and a checkmark.

LUBERTA ARNOLD

435-07-4659

DATE	SOURCE/EXPLANATION	AMOUNT	BALANCE	PREVIOUS BALANCE
1977 1	9.2 SSA for Aug.	164.10	164.10	-
2	10.3 " Sept.	164.10	328.20	164.10
3	11.3 " Oct.	164.10	492.30	328.20
4	12.2 " Nov.	164.10	656.40	492.30
1978 5	1.3 " Dec.	164.10	820.50	656.40
6	1 " " Ins.	164.10	984.60	820.50
7	2 " " Jan.	164.10	1148.70	984.60
8	4 " " March	164.10	1312.80	1148.70
9	5 " " Apr.	164.10	1476.90	1312.80
10	6.2 " May	164.10	1641.00	1476.90
11	7.3 " June	159.00	1800.00	1641.00
12	8.3 " July	166.70	1966.70	1800.00
13	9.1 " Aug.	166.70	2133.40	1966.70
14	10.3 " Sept.	166.70	2300.10	2133.40
15				2300.10
16				
17				
18				
19				
20				
21				
22				
23				
24				
25				
26				
27				
28				
29				
30				
31				
32				
33				
34				
35				
36				
37				
38				
39				
40				

42-A-6

RUTH ATKINS

496-10-9508

DATE	SOURCE/EXPLANATION	AMOUNT	BALANCE	PREVIOUS BALANCE
1977 1 7 1	SSA for June	118.80	118.80	-
2 8 2	" July	118.80	237.60	118.80
3 9 2	" Aug.	118.80	356.40	237.60
4 10 3	" Ins.	103.40	459.80	356.40
5 11 3	" Oct.	111.10	570.90	459.80
6 12 5	Bank of Montreal	396.40	967.30	570.90
7 1 2	SSA for Nov	111.10	1078.40	967.30
1978 1 3	" Dec.	111.10	1189.50	1078.40
9 3 24	" Ins.	245.30	1434.80	1189.50
10 4 3	"	118.80	1553.60	1434.80
11 5 "	" Apr.	118.80	1672.40	1553.60
12 6 2	" May	118.80	1791.20	1672.40
13 7 3	" June	126.60	1917.80	1791.20
14 8 3	" July	126.60	2044.40	1917.80
15 9 1	" Aug.	126.60	2171.00	2044.40
16 10 3	" Sept.	126.60	2297.60	2171.00
17 11 3	" Oct.	126.60	2424.20	2297.60
18				2424.20
19				
20				
21				
22				
23				
24				
25				
26				
27				
28				
29				
30				
31				
32				
33				
34				
35				
36				
37				
38				
39				
40				

F.A.B.

MONICA S. BAGBY

04-899-994

	1	2	3
DATE	SOURCE/EXPLANATION	AMOUNT	PREVIOUS BALANCE
1999 1	VA Pension	74.06	74.06
2			74.06
3			
4			
5			
6			
7			
8			
9			
10			
11			
12			
13			
14			
15			
16			
17			
18			
19			
20			
21			
22			
23			
24			
25			
26			
27			
28			
29			
30			
31			
32			
33			
34			
35			
36			
37			
38			
39			
40			

Handwritten initials and a signature.

GERALDINE H. BAILEY

454-03-4909

DATE	SOURCE / EXPLANATION	AMOUNT	BALANCE	PREVIOUS BALANCE
1977 1 19	L.A. County Employee's Retirement Assoc.	364.84	364.84	-
2 31	" " "	364.84	729.68	364.84
3 31	SSA for July	86.80	816.48	729.68
4 9 2	" " Aug.	76.80	893.28	816.48
5 8 8	Life Insurance Exchange of the Auto. Club of S. Calif. (Withdrew Frank V. Fisk's share)	712.00	1,605.28	893.28
6 31	L.A. County Employee's Retirement Assoc.	364.84	1,970.12	1,605.28
7 10 5	SSA for Sept.	86.80	2,056.92	1,970.12
8 12 2	" Nov.	86.80	2,143.72	2,056.92
1978 9 1 3	" Dec.	86.80	2,230.52	2,143.72
1977 10 12 22	SSA Ins.	7.70	2,238.22	2,230.52
1978 11 2 3	SSA for Jan.	94.50	2,332.72	2,238.22
1978 11 30 12 22	L.A. County Employee's Retirement Assoc.	364.84	2,697.56	2,332.72
13 3 3	SSA for Feb.	94.50	2,792.06	2,697.56
14 4 1	" Mar.	94.50	2,886.56	2,792.06
15 10 1	L.A. County Employees Retirement Assoc.	2,189.04	5,075.60	2,886.56
16 2 8	Calif. State Auth. Assoc.	638.58	5,714.18	5,075.60
17 4 30	L.A. County Employees Retirement Assoc.	325.39	6,039.57	5,714.18
18 2 29	" "	264.84	6,304.41	6,039.57
19 5 3	SSA for Apr.	94.50	6,398.91	6,304.41
20 11 30	L.A. County Employee's Retirement Assoc.	364.84	6,763.75	6,398.91
21 5 30	" "	1,025	7,788.75	6,763.75
22 6 2	SSA for May	94.50	7,883.25	7,788.75
23 7 3	" June	1,008.00	8,891.25	7,883.25
24 6 30	L.A. County Employee's Retirement	325.39	9,216.64	8,891.25
25 7 31	" "	325.39	9,542.03	9,216.64
26 8 3	SSA for July	1,008.00	10,550.03	9,542.03
27 31	L.A. County Employee's Retirement	325.39	10,875.42	10,550.03
28 9 1	SSA for Aug.	1,008.00	11,883.42	10,875.42
29 10 3	" Sept.	1,008.00	12,891.42	11,883.42
30 9 30	L.A. County Employee's Retirement	325.39	13,216.81	12,891.42
31 10 31	L.A. County Employee's Retirement	325.39	13,542.20	13,216.81
32				13,542.20
33				13,542.20
34				13,542.20
35				13,542.20
36				13,542.20
37				13,542.20
38				13,542.20
39				13,542.20
40				13,542.20

MARY B. BALDIWIN
CSE 11250476
425-44-1644

		1	2	3
DATE	SOURCE/EXPLANATION	AMOUNT	BALANCE	PREVIOUS BALANCE
MT 81	8/1 CSE Annuity	10379	10379	-
2	7 VA Pension	11340	21719	10379
3	9/1 "	11340	33059	21719
4	1 CSE Annuity	10379	44438	33059
5				44438
6				
7				
8				
9				
10				
11				
12				
13				
14				
15				
16				
17				
18				
19				
20				
21				
22				
23				
24				
25				
26				
27				
28				
29				
30				
31				
32				
33				
34				
35				
36				
37				
38				
39				
40				

425-44-1644

CHRISTINE BATES

04-917-025

			1	2	3
	DATE	SOURCE/EXPLANATION	AMOUNT	BALANCE	PREVIOUS BALANCE
1977	8 1	VA Comp.	705.00	705.00	-
2	9 1	" "	707.00	1412.00	705.00
3	9 15	SSA	486.60	1900.60	1412.00
4	10 1	VA Comp.	707.00	2607.60	1900.60
5	3	SSA Inc.	243.30	2850.90	2607.60
6	11 1	VA Comp.	554.00	3404.90	2850.90
7	3	SSA for Oct.	243.30	3648.20	3404.90
8	12 2	" Nov.	243.30	4091.50	3648.20
9	23	B.T. McElmore	45.00	4136.50	4091.50
1978	1 3	SSA for Dec.	243.30	4379.80	4136.50
1978	12 22	SSA Inc.	2.70	4382.50	4379.80
1978	2 3	SSA for Jan.	45.00	4427.50	4382.50
13	3	" Feb.	45.00	4472.50	4427.50
14	4	" Mar.	45.00	4517.50	4472.50
15	5	" Apr.	45.00	4562.50	4517.50
16	2	VA Comp.	452.00	4994.50	4562.50
17	6 1	"	754.00	10698.50	4994.50
18	2	SSA for May	45.00	10743.50	10698.50
19	30	VA Comp.	754.00	11497.50	10743.50
20	3 2	SSA for June	263.40	11760.90	11497.50
21	8 1	VA Comp.	754.00	12514.90	11760.90
22	2	SSA for July	263.40	12778.30	12514.90
23	9 1	" Aug.	263.40	13041.70	12778.30
24	1	VA Comp.	754.00	13795.70	13041.70
25	10 1	"	754.00	14549.70	13795.70
26	3	SSA for Sept.	263.40	14813.10	14549.70
27					14813.10
28					
29					
30					
31					
32					
33					
34					
35					
36					
37					
38					
39					
40					

GENEVA BEAL

428-01-8590

DATE	SOURCE/EXPLANATION	AMOUNT	BALANCE	PREVIOUS BALANCE	
1977 12 5	Bank of Montreal	323.90	323.90	-	1
21 2	445	304.80	1432.70	323.90	2
4 10 3	SSA for Sept.	153.30	1420.40	1432.70	3
4 11 13	Bank of Montreal (final balance)	105.10	2712.10	1420.40	4
5 3	SSA for Oct.	267.00	2979.10	2712.10	5
6				2979.10	6
7					7
8					8
9					9
10					10
11					11
12					12
13					13
14					14
15					15
16					16
17					17
18					18
19					19
20					20
21					21
22					22
23					23
24					24
25					25
26					26
27					27
28					28
29					29
30					30
31					31
32					32
33					33
34					34
35					35
36					36
37					37
38					38
39					39
40					40

4803 - 8011
R03 - Green

F-28-20-5

ALFRED BELL

430-22-6843

COLUMN	DATE	SOURCE/EXPLANATION	AMOUNT	PREVIOUS	
				BALANCE	BALANCE
1977	12.2	SSA for Nov.	30.800	30.800	
1978	1.13	" Ins.	27.060	600.60	308.00
2	2.17	"	300.30	900.90	600.60
3	3.3	"	300.30	1201.20	900.90
4	4.1	" for Mar.	320.30	1521.50	1201.20
5	4.7	" Ins.	119.40	1640.90	1501.50
6	5.3	"	300.00	1940.90	1640.90
7	6.2	" for May	308.00	2248.90	1940.90
8	7.3	" June	328.10	2577.00	2248.90
9	8.3	" July	30.910	2886.10	2577.00
10	9.1	" Aug.	325.10	3211.20	2886.10
11	10.3	" Sept.	328.10	3539.30	3211.20
12					3539.30
13					
14					
15					
16					
17					
18					
19					
20					
21					
22					
23					
24					
25					
26					
27					
28					
29					
30					
31					
32					
33					
34					
35					
36					
37					
38					
39					
40					

430-22-6843

ETHEL BELL

012-22-7393

	1	2	3	
	DATE	SOURCE / EXPLANATION	AMOUNT	PREVIOUS BALANCE
1937	10 5	Bank of Montreal	543.00	543.00
2	10 3	SSA for Sept.	209.00	752.00
3	11 15	Bank of Montreal (final balance)	259.40	1011.40
4	9	SSA for Oct.	209.00	1220.40
5				1220.40
6				
7				
8				
9				
10				
11				
12				
13				
14				
15				
16				
17				
18				
19				
20				
21				
22				
23				
24				
25				
26				
27				
28				
29				
30				
31				
32				
33				
34				
35				
36				
37				
38				
39				
40				

4803 - BLUE
R803 - Green

RECORDED

JULIA BIRKLEY

134-07-2441

DATE	SOURCE/EXPLANATION	AMOUNT	BALANCE	PREVIOUS BALANCE
3 1	SSA Ins.	101570	101570	-
4 3	SSA for Mar.	14400	115970	101570
5 "	" Apr.	14400	130370	115970
6 "	Beverlee Triplett	2000	132370	130370
6 "	SSA for May	14400	146770	132370
7 3	" June	15340	162110	146770
8 "	" July	15340	177450	162110
9 1	" Aug.	15340	192790	177450
10 3	" Sept.	15340	208130	192790
10 3	SSA Ins.	720	208850	208130
11 3	SSA for Oct.	16160	225010	208850

6258

ODELL BLACKWELL

299-10-4079

DATE	SOURCE/EXPLANATION	AMOUNT	BALANCE	PREVIOUS BALANCE
1978 1 4 14	Building Services Employees Trust	220.00	220.00	
5 11	"	110.00	330.00	220.00
6 1	"	110.00	440.00	330.00
7 1	"	110.50	550.50	440.00
8 1	"	110.50	661.00	550.50
9 1	"	110.50	771.50	661.00
10 3	SSA Inc.	262.40	1033.90	771.50
11 1	SSA for Sept.	346.40	1380.30	1033.90
12 1	Building Services	110.50	1490.80	1380.30
13 3	SSA for Oct.	346.40	1837.20	1490.80

F-8-B-9

DATE	SOURCE/EXPLANATION	AMOUNT	BALANCE	PREVIOUS BALANCE
1977	9/1 Lockheed Retirement Plans	464.68	464.68	-
2	10/1 "	464.68	929.36	464.68
3	9/2 Madeline Washington	105.00	1,034.36	929.36
4	10/1 "	105.00	1,139.36	1,034.36
5	11/1 Lockheed Retirement Plans	464.68	1,604.04	1,139.36
6	12/1 "	464.68	2,068.72	1,604.04
1978	1/1 "	464.68	2,533.40	2,068.72
8	2/1 "	464.68	3,000.08	2,533.40
9	3/1 "	464.68	3,464.76	3,000.08
10	4/1 "	464.68	3,929.44	3,464.76
11	5/1 "	464.68	4,394.12	3,929.44
12	6/1 "	464.68	4,858.80	4,394.12
13	7/1 "	464.68	5,323.48	4,858.80
14	8/1 "	464.68	5,788.16	5,323.48
15	9/1 "	464.68	6,252.84	5,788.16
16	11/1 Lockheed Retirement Plans	464.68	6,717.52	6,252.84
17				6,717.52
18				
19				
20				
21				
22				
23				
24				
25				
26				
27				
28				
29				
30				
31				
32				
33				
34				
35				
36				
37				
38				
39				
40				

9
10
11
12
13
14
15
16
17
18
19
20
21
22
23
24
25
26
27
28
29
30
31
32
33
34
35
36
37
38
39
40

DONALD R. BOWLER
 559-32-7646
 CSA0569694

DATE	SOURCE/EXPLANATION	AMOUNT	BALANCE	PREVIOUS BALANCE
1977 9 1	CSA Annuity	240.00	240.00	---
10 1	"	250.00	490.00	240.00
11 1	"	250.00	740.00	490.00
12 1	"	250.00	990.00	740.00
1978 1 3	"	250.00	1240.00	990.00
2 1	"	250.00	1490.00	1240.00
3 1	"	250.00	1740.00	1490.00
4 1	"	250.00	1990.00	1740.00
5 1	"	250.00	2240.00	1990.00
6 1	"	250.00	2490.00	2240.00
7 1	"	250.00	2740.00	2490.00
8 1	"	250.00	3020.00	2740.00
9 1	"	250.00	3270.00	3020.00
10 2	"	269.00	3545.00	3270.00
11 1	"	245.00	3790.00	3545.00
12 1				3790.00
13 1				
14 1				
15 1				
16 1				
17 1				
18 1				
19 1				
20 1				
21 1				
22 1				
23 1				
24 1				
25 1				
26 1				
27 1				
28 1				
29 1				
30 1				
31 1				
32 1				
33 1				
34 1				
35 1				
36 1				
37 1				
38 1				
39 1				
40 1				

WJ
 B-P

WILLIE L. BOWIE

546-32-2316

DATE	SOURCE/EXPLANATION	AMOUNT	BALANCE	PREVIOUS BALANCE
1977 10 3	SSA for Sept.	16580	16580	
2 11 3	" Inc.	15040	31620	16580
3 12 2	" for Nov.	15210	46830	31620
4 1 3	" Dec.	15210	62040	46830
5 2 3	" Jan.	15210	77250	62040
6 3 "	" Feb.	17120	94370	77250
7 4 "	" Mar.	16580	110950	94370
8 5 "	" Apr.	16580	127530	110950
9 6 2	" May	16580	144110	127530
10 7 3	" June	17670	161780	144110
11 8 "	" July	17670	179450	161780
12 9 1	" Aug.	17670	197120	179450
13 10 3	" Sept.	17670	214790	197120
14 11 "	" Oct.	17670	232460	214790
15				232460
16				
17				
18				
19				
20				
21				
22				
23				
24				
25				
26				
27				
28				
29				
30				
31				
32				
33				
34				
35				
36				
37				
38				
39				
40				

4-2-3-11

42-803 EYEGLASS
45-763 30/20 BUFF

GEORGIANN BRADY
(Debbie Schroeder)
548-56-3806

		1	2	3	
		AMOUNT	BALANCE	PREVIOUS	
DATE	SOURCE/EXPLANATION			BALANCE	
1978					
7 18	SSA Ins.	830.00	830.00		1
8 2	"	83.20	913.20	830.00	2
9 1	SSA for Aug.	33.20	946.40	913.20	3
10 3	" Sept.	23.20	1,069.60	946.40	4
11 "	" Oct.	23.20	1,122.80	1,069.60	5
6				1,122.80	6
7					7
8					8
9					9
10					10
11					11
12					12
13					13
14					14
15					15
16					16
17					17
18					18
19					19
20					20
21					21
22					22
23					23
24					24
25					25
26					26
27					27
28					28
29					29
30					30
31					31
32					32
33					33
34					34
35					35
36					36
37					37
38					38
39					39
40					40

Handwritten signature or initials in the bottom right corner of the table.

MICHAELLEN BRADY

548-56-3806

			1	2	3	
	DATE	SOURCE / EXPLANATION	AMOUNT	BALANCE	PREVIOUS BALANCE	
1972	8 3	SSA for July	236.00	236.00	-	1
2	9 2	" " Aug.	236.00	472.00	236.00	2
1973	3 21	SSA Tax.	1461.20	1933.20	472.00	3
4	4 3	" " "	236.00	2197.20	1933.20	4
5	5 "	" " Apr.	236.00	2403.20	2197.20	5
6	6 2	" " May	236.00	2641.20	2403.20	6
7	7 3	" " June	236.00	2877.20	2641.20	7
8	8 "	" " July	259.60	3136.80	2877.20	8
9	9 1	" " Aug.	259.60	3400.00	3136.80	9
10	10 3	" " Sept.	259.60	3659.60	3400.00	10
11	11 "	" " Oct.	259.60	3919.20	3659.60	11
12					3919.20	12
13						13
14						14
15						15
16						16
17						17
18						18
19						19
20						20
21						21
22						22
23						23
24						24
25						25
26						26
27						27
28						28
29						29
30						30
31						31
32						32
33						33
34						34
35						35
36						36
37						37
38						38
39						39
40						40

4803 - Bufr
8803 - Green

F-2-B-112

MICHELLE BRADY
 (Maureen Fitch)
 549-56-3806

DATE	SOURCE / EXPLANATION	AMOUNT	BALANCE	PREVIOUS BALANCE
1977-1 8 3	SSA for July	6880	6880	-
2 9 2	" " Aug.	6880	13760	6880
3 10 3	" " Sept.	6880	20640	13760
4 11 3	" " Oct.	6880	27520	20640
5 12 3	" " Nov.	6880	34400	27520
1978-6 1 "	" " Dec.	6880	41280	34400
7 2 16	" Ins.	6880	48160	41280
8 3 3	" "	6880	55040	48160
9 4 1	" Mar.	6880	61920	55040
10 5 "	" Apr.	6880	68800	61920
11 6 2	" May	6880	75680	68800
12 7 3	" June	7320	83000	75680
13 8 "	" July	7320	90320	83000
14 9 1	" Aug.	7320	97640	90320
15 10 3	" Sept.	7320	104960	97640
16 11 "	" Oct.	7320	112320	104960
17				112320
18				
19				
20				
21				
22				
23				
24				
25				
26				
27				
28				
29				
30				
31				
32				
33				
34				
35				
36				
37				
38				
39				
40				

4803 - Bill
 8003 - Check

1/2 8/11

462-14-6731

DATE	SOURCE/EXPLANATION	AMOUNT	BALANCE	PREVIOUS BALANCE
1977 10 3	SSA Trs.	320.20	320.20	-
2 11	" for Oct.	382.70	702.90	320.20
3 9 2	" Aug.	534.20	1,049.10	702.90
4 12 2	" Nov.	539.00	1,588.10	1,049.10
1978 1 3	" Dec.	329.00	1,917.10	1,588.10
1977 12 22	SSA Trs.	7.30	1,924.40	1,917.10
1978 2 3	SSA for Jan.	546.70	2,471.10	1,924.40
8 3	" Feb. (for 9-1-77 to 2-28-78)	246.70	2,717.80	2,471.10
9 17	Building Services Employee's Pension	267.80	2,985.60	2,717.80
10 1	" "	44.40	3,030.00	2,985.60
11 4 3	SSA for Mar.	316.70	3,346.70	3,030.00
12 1	Building Services Employee's Pension	44.40	3,391.10	3,346.70
13 5 1	" "	44.40	3,435.50	3,391.10
14 2	SSA for Apr.	346.70	3,782.20	3,435.50
15 6 1	Building Services	44.40	3,826.60	3,782.20
16 2	SSA for May	546.70	4,373.30	3,826.60
17 7 3	" June	369.30	4,742.60	4,373.30
18 7 1	Building Service	44.40	4,787.00	4,742.60
19 8 3	SSA for July	369.30	5,156.30	4,787.00
20 9 1	" Aug.	569.30	5,725.60	5,156.30
21 10 3	" Sept.	569.30	6,294.90	5,725.60
22 11	" Oct.	569.30	6,864.20	6,294.90
23				6,864.20
24				
25				
26				
27				
28				
29				
30				
31				
32				
33				
34				
35				
36				
37				
38				
39				
40				

116
K-12-70

MADELEINE J. BROOKS

565-24-6915

DATE	SOURCE/EXPLANATION	AMOUNT	BALANCE	PREVIOUS BALANCE
1977 8.3	SSA for July	270.40	270.40	-
9.2	" Aug	270.40	540.80	270.40
10.3	" Sept	270.40	811.20	540.80
11.3	" Oct	270.40	1081.60	811.20
12.2	" Nov	270.40	1352.00	1081.60
1978 1.3	" Dec	270.40	1622.40	1352.00
2.3	" Jan	270.40	1892.80	1622.40
3	" Feb	270.40	2163.20	1892.80
4	" Mar	270.40	2433.60	2163.20
5	" Apr	270.40	2704.00	2433.60
6.2	" May	270.40	2974.40	2704.00
7.3	" June	288.00	3262.40	2974.40
8	" July	277.00	3550.40	3262.40
9.1	" Aug	283.00	3833.40	3550.40
10.3	" Sept	289.00	4122.40	3833.40
				4122.40

F 270-74

LUCIOES BRYANT

A431363315

DATE	SOURCE/EXPLANATION	AMOUNT	BALANCE	PREVIOUS BALANCE
1977 1 7	RR Reg Annuity	363.87	363.87	
2 8	"	363.87	727.74	363.87
3 9	"	363.87	1091.61	727.74
4 10	"	363.87	1455.48	1091.61
5 11	"	363.87	1819.35	1455.48
1978 6 1	"	363.87	2183.22	1819.35
7 3	"	363.87	2547.09	2183.22
8 4	"	363.87	2910.96	2547.09
9 5	"	363.87	3274.83	2910.96
10 6	"	363.87	3638.70	3274.83
11 7	"	363.87	4002.57	3638.70
12 8	"	363.87	4366.44	4002.57
13 9	"	363.87	4730.31	4366.44
14 10	"	363.87	5094.18	4730.31
15				5094.18
16				
17				
18				
19				
20				
21				
22				
23				
24				
25				
26				
27				
28				
29				
30				
31				
32				
33				
34				
35				
36				
37				
38				
39				
40				

11-2-8-17

42403 EYE-545E
42703 30/20 BUFF

PRINCEOLA BRYANT

SSP-20-4404

DATE	SOURCE / EXPLANATION	AMOUNT	BALANCE	PREVIOUS BALANCE
1978 8 3	SSA for July	153.00	153.00	
2 1	SSI	121.93	274.93	153.00
3 9	SSA for Aug.	157.60	432.53	274.93
4 10	SSA Inv.	157.00	589.53	432.53
5				589.53
6				
7				
8				
9				
10				
11				
12				
13				
14				
15				
16				
17				
18				
19				
20				
21				
22				
23				
24				
25				
26				
27				
28				
29				
30				
31				
32				
33				
34				
35				
36				
37				
38				
39				
40				

4-2-81

LENA CAMP

			1	2	3	
	DATE	SOURCE/EXPLANATION	AMOUNT	BALANCE	PREVIOUS BALANCE	
1957	12 5	Bank of Montreal	823.90	823.90		1
2	4 25	"	993.60	1807.40	823.90	2
3	11 13	"	725.50	1982.90	1807.40	3
4					1982.90	4
5						5
6						6
7						7
8						8
9						9
10						10
11						11
12						12
13						13
14						14
15						15
16						16
17						17
18						18
19						19
20						20
21						21
22						22
23						23
24						24
25						25
26						26
27						27
28						28
29						29
30						30
31						31
32						32
33						33
34						34
35						35
36						36
37						37
38						38
39						39
40						40

480

MARY F. CANADA
 429-09-2902
 VA 16-375-079

DATE	SOURCE/EXPLANATION	AMOUNT	BALANCE	PREVIOUS
				BALANCE
1978 3/31	VA Pension	53.20	173.20	-
4/30	SSA for Mar	244.40	317.60	317.60
6/1	VA Pension	73.20	390.80	317.60
7/30	"	73.20	464.00	390.80
8/31	"	73.20	537.20	464.00
9/1	"	73.20	610.40	537.20
9/1	"	73.20	683.60	610.40
4/10	Jean Curcio's	17.00	690.60	683.60
10/1	VA Pension	73.20	763.80	690.60
3	"	214.52	1178.32	763.80
11/1	"	106.60	1284.92	1178.32
				1284.92

Handwritten initials: X-78-C-1

HENRY CANNON
(Thelma Cannon)

	1	2	3
DATE	SOURCE/EXPLANATION	AMOUNT	PREVIOUS BALANCE
1977 1	7 17 County of L.A. Domestic Relations Fund	25.00	25.00
2	8 14 "	25.00	50.00
3	10 25 "	25.00	75.00
4	10 29 County of L.A. Domestic Relations Fund	25.00	100.00
5			125.00
6			
7			
8			
9			
10			
11			
12			
13			
14			
15			
16			
17			
18			
19			
20			
21			
22			
23			
24			
25			
26			
27			
28			
29			
30			
31			
32			
33			
34			
35			
36			
37			
38			
39			
40			

42
43
44

MILDRED CARROLL

155-14-2055

COLUMN WRITE		1	2	3
DATE	SOURCE/EXPLANATION	AMOUNT	BALANCE	PREVIOUS BALANCE
1978-1-31	SSA Tas.	11394.90	11394.90	
2-4	for Mar.	1734.0	15683.0	1394.90
3-5	" Apr.	1734.0	17417.0	15683.0
4-6	" May	1734.0	19151.0	17417.0
5-7	" June	1734.0	20885.0	19151.0
6-8	" July	1749.0	22634.0	20885.0
7-9	" Aug.	1749.0	24383.0	22634.0
8-10	" Sept.	1749.0	26132.0	24383.0
9-11	2 SSA Tas.	320	26452.0	26132.0
10-12	11 3 SSA for Oct.	1930	28382.0	26452.0
11				28382.0
12				
13				
14				
15				
16				
17				
18				
19				
20				
21				
22				
23				
24				
25				
26				
27				
28				
29				
30				
31				
32				
33				
34				
35				
36				
37				
38				
39				
40				

filed

RUBY J. CARROLL

462-58-4023

	1	2	3			
	DATE	SOURCE/EXPLANATION	AMOUNT	BALANCE	PREVIOUS BALANCE	
1	1972 11 3	SSA Ins.	211.00	211.00	-	1
2	12 2	" for Nov.	211.00	422.00	211.00	2
3	1 3	" Dec.	211.00	633.00	422.00	3
4	2 3	" Jan.	211.00	844.00	633.00	4
5	3 3	" Feb.	211.00	1055.00	844.00	5
6	4 3	" Mar.	211.00	1266.00	1055.00	6
7	5 3	" Apr.	211.00	1477.00	1266.00	7
8	6 3	Law Offices of Norman Harris, Inc.	935.04	2412.04	1477.00	8
9	7 3	SSA for May	211.00	2623.04	2412.04	9
10	8 3	" June	224.80	2847.84	2623.04	10
11	9 3	" July	224.80	3112.64	2847.84	11
12	10 3	" Aug.	224.80	3337.44	3112.64	12
13	11 3	" Sept.	224.80	3562.24	3337.44	13
14	12 3	" Oct.	224.80	3787.04	3562.24	14
15					3787.04	15
16						16
17						17
18						18
19						19
20						20
21						21
22						22
23						23
24						24
25						25
26						26
27						27
28						28
29						29
30						30
31						31
32						32
33						33
34						34
35						35
36						36
37						37
38						38
39						39
40						40

462-58-4023

CHILDREN OF RUBY J. CARROLL

462-58-4023

COLUMN	DATE	SOURCE/EXPLANATION	AMOUNT	BALANCE	PREVIOUS
					BALANCE
1	2-13	SSA Ins.	386.40	386.40	-
2	3-3	"	193.20	579.60	386.40
3	4-1	" for Mar.	193.20	772.80	579.60
4	5-1	" Apr.	193.20	966.00	772.80
5	6-2	" May	193.20	1159.20	966.00
6	7-3	" June	205.80	1365.00	1159.20
7	8-3	" July	205.80	1570.80	1365.00
8	9-1	" Aug.	205.80	1776.60	1570.80
9					1776.60
10					
11					
12					
13					
14					
15					
16					
17					
18					
19					
20					
21					
22					
23					
24					
25					
26					
27					
28					
29					
30					
31					
32					
33					
34					
35					
36					
37					
38					
39					
40					

H.C.

JESSIE CHAMBLISS

057-18-2089

DATE	SOURCE/EXPLANATION	AMOUNT	BALANCE	PREVIOUS BALANCE
19791	9 1 SSA for Aug.	11280	111680	
2	10 3 " Sept.	11280	22560	11280
3	11 " " Oct.	5640	32200	22560
4				32200
5				
6				
7				
8				
9				
10				
11				
12				
13				
14				
15				
16				
17				
18				
19				
20				
21				
22				
23				
24				
25				
26				
27				
28				
29				
30				
31				
32				
33				
34				
35				
36				
37				
38				
39				
40				

057-18-2089

JOICY E. CLARK

460-16-1906

DATE	SOURCE/EXPLANATION	AMOUNT	BALANCE	PREVIOUS BALANCE
1977 1 8 11	City & County of S.E. Election Officers	3250	3250	-
2 11 3	SSA Ins.	12030	15280	3250
3 12 2	" for Nov.	12030	27310	15280
1978 4 1 3	" Dec.	12030	39340	27310
5 2 1	" Jan.	12030	51370	39340
6 1 23	SSA Ins.	24060	75430	51370
7 3 3	" for Feb	12030	87460	75430
8 4 "	" Ins.	12490	99950	87460
9 5 "	" Apr.	11860	1109210	99950
10 6 2	" May	11260	122180	1109210
11 7 3	" June	12000	134180	122180
12 8 "	" July	12000	146180	134180
13 9 1	" Aug.	12000	158180	146180
14 10 3	" Sept.	12000	170180	158180
15 11 "	" Oct.	12000	182180	170180
16				182180
17				
18				
19				
20				
21				
22				
23				
24				
25				
26				
27				
28				
29				
30				
31				
32				
33				
34				
35				
36				
37				
38				
39				
40				

9
y
c
a

LEOLA CLARKE

568-20-5356

				PREVIOUS
DATE	SOURCE/EXPLANATION	AMOUNT	BALANCE	BALANCE
1977 1	9 1 SSA Ins.	238.00	238.50	-
2	10 3 SSA for Sept.	238.00	476.50	238.50
3	9 9 Western Federal Savings & Loan "KEITH'S A-CAPPLY"	58.00	860.00	476.50
4				860.00
5				
6				
7				
8				
9				
10				
11				
12				
13				
14				
15				
16				
17				
18				
19				
20				
21				
22				
23				
24				
25				
26				
27				
28				
29				
30				
31				
32				
33				
34				
35				
36				
37				
38				
39				
40				

LEOLA CLARKE

NANCY CLAY

466-12-3550

	1	2	3
	DATE	SOURCE/EXPLANATION	PREVIOUS BALANCE
	1977		
	2	Rockwell International Inc. - Pension	
	3	SSA for July	
	4	Rockwell International Inc.	
	5	"	
	6	"	
	1977		
	7	SSA Ins.	
	8	Rockwell International Inc. - Pension	
	9	SSA Ins.	
	10	Rockwell International	
	11	"	
	12	SSA for Feb.	
	13	" Mar.	
	14	Rockwell International	
	15	"	
	16	SSA for Apr.	
	17	Rockwell International	
	18	SSA for May	
	19	Rockwell International Inc.	
	20	SSA for June	
	21	Rockwell International Inc.	
	22	SSA for July	
	23	Rockwell International	
	24	SSA for Aug.	
	25	Sept.	
	26	Rockwell International	
	27	"	
	28	SSA for Oct.	
	29		
	30		
	31		
	32		
	33		
	34		
	35		
	36		
	37		
	38		
	39		
	40		

IDA M. CLIPPS

450-20-9515

DATE	SOURCE/EXPLANATION	AMOUNT	BALANCE	PREVIOUS BALANCE
9-2	SSA for Aug	229.10	229.10	-
10-3	" " Mar.	229.10	458.20	229.10
10-3	SSA for Sept.	229.10	687.30	458.20
2-9	SSA Ins.	216.40	903.70	687.30
3-3	SSA for Feb	206.00	1109.70	903.70
5-5	" Apr.	225.10	1334.80	1109.70
6-2	" May	229.10	1563.90	1334.80
7-3	" June	244.00	1807.90	1563.90
8-3	" July	244.00	2051.90	1807.90
9-1	" Aug.	244.00	2295.90	2051.90
10-3	" Sept.	244.00	2539.90	2295.90
11-9	" Oct.	244.00	2783.90	2539.90

450-20-9515

ALMA COACHMAN

439-28-5815

COLUMN WRITE

DATE	SOURCE / EXPLANATION	AMOUNT	BALANCE	PREVIOUS BALANCE
2 3	SSA Ins.	161.10	161.10	-
4 "	" for Mar.	16.22	329.90	161.10
5 "	" Ins.	176.50	506.40	329.90
4 19	"	176.50	682.90	506.40
6 22	" for May	176.50	859.40	682.90
7 3	" June	138.00	1097.40	859.40
8 1	" July	138.00	1235.40	1097.40
9 1	" Aug.	138.00	1423.40	1235.40
10 3	" Sept.	138.00	1611.40	1423.40
11 "	" Oct.	138.00	1799.40	1611.40
12				
13				
14				
15				
16				
17				
18				
19				
20				
21				
22				
23				
24				
25				
26				
27				
28				
29				
30				
31				
32				
33				
34				
35				
36				
37				
38				
39				
40				

439-28-5815

426-09-7340

	1	2	3
DATE	SOURCE/EXPLANATION	AMOUNT	BALANCE PREVIOUS BALANCE
1977	10 3 SSA for Sept.	321.90	321.90
2	1 Bay Area Laundry & Dry Cleaning Pension	69.00	390.90
3	11 1	69.00	459.90
4	3 SSA Ths.	321.90	781.80
5	" " for Oct.	321.90	1103.70
6	12 1 Bay Area Laundry & Dry Cleaning	69.00	1172.70
7	2 SSA Ths.	321.90	1494.60
1978	1 3 SSA for Dec.	321.90	1816.50
9	1 Bay Area Laundry & Dry Cleaning	69.00	1885.50
10	2 3 SSA for Jan.	321.90	2207.40
11	3 3 " Feb.	321.90	2529.30
12	4 " " Mar.	321.90	2851.20
13	2 1 Bay Area Laundry & Dry Cleaning	69.00	2920.20
14	3 1	69.00	2989.20
15	5 3 SSA for Apr.	321.90	3311.10
16	4 1 Bay Area Laundry & Dry Cleaning	69.00	3380.10
17	6 2 SSA for May	321.90	3702.00
18	1 Bay Area Laundry & Dry Cleaning	69.00	3771.00
19	7 1	69.00	3840.00
20	5 1	69.00	3909.00
21	7 3 SSA for June	321.90	4230.90
22	5 1 Bay Area Laundry & Dry Cleaning	69.00	4300.90
23	3 SSA for July	321.90	4622.80
24	9 1 " Aug.	321.90	4944.70
25	1 Bay Area Laundry & Dry Cleaning	69.00	5013.70
26	10 3 SSA for Sept.	321.90	5335.60
27	1 Bay Area Laundry & Dry Cleaning	69.00	5404.60
28	11 1	69.00	5473.60
29	3 SSA for Oct.	321.90	5795.50
30			5795.50
31			
32			
33			
34			
35			
36			
37			
38			
39			
40			

426-09-7340

ARVELLA COLE

427-36-5314

DATE	SOURCE/EXPLANATION	AMOUNT	BALANCE	PREVIOUS BALANCE
1977 7 29	Medicare, Blue Shield (BIC #423365344)	873.50	873.50	
9 26	SSA Ins.	182.80	1056.32	873.50
10 4	Golden State Mutual Life Ins. Co.	346.96	1403.28	1056.32
10 10	National Life & Accident Ins. Co.	353.60	1756.88	1403.28
"	"	118.98	1875.86	1756.88
3	SSA Ins.	172.80	2058.66	1875.86
11	" for Oct.	182.80	2241.46	2058.66
11 6	Herbert B. Goodman, M.D.	138.00	2379.46	2241.46
12 2	SSA Ins.	172.80	2552.26	2379.46
10 7	Mt. Zion	131.00	2683.26	2552.26
3	Medicare, Blue Shield	225.00	2908.26	2683.26
1978 1 3	SSA for Dec.	182.80	3140.06	2908.26
2	" Jan.	182.80	3296.86	3140.06
3	" Feb.	182.80	3479.66	3296.86
4	" Mar.	182.80	3662.46	3479.66
5	" Apr.	182.80	3845.26	3662.46
6 2	" May	182.80	4028.06	3845.26
7 3	" June	194.70	4222.76	4028.06
8	" July	194.70		4222.76
9 1	" Aug.	194.70		
10 3	" Sept.	194.70		

427-36-5314

MARY COLEMAN

162-20-6607

COLING WHITE	DATE	SOURCE/EXPLANATION	AMOUNT	BALANCE	PREVIOUS
					BALANCE
1979	3 13	SSA Tns.	664.90	664.90	—
2	4 3	"	113.60	778.50	664.90
3	5 "	" for Apr.	113.60	892.10	778.50
4	6 2	" May	113.60	1005.70	892.10
5	7 3	" June	121.00	211.70	1005.70
6	8 1	" July	121.10		
7	9 1	" Aug.	121.10		
8	10 3	" Sept.	121.10		
9					
10					
11					
12					
13					
14					
15					
16					
17					
18					
19					
20					
21					
22					
23					
24					
25					
26					
27					
28					
29					
30					
31					
32					
33					
34					
35					
36					
37					
38					
39					
40					

F-2-C-15

SUSIE L. COLLINS

439.34-2413

DATE	SOURCE/EXPLANATION	AMOUNT	BALANCE	PREVIOUS BALANCE
1977 9-2	SSA for Aug.	18350	18350	
11-8	" " Ina	38930	54280	18350
12-2	" "	17580	71860	54280
1978 1-3	" for Dec.	12030	89440	71860
2	" Jan.	17580	107020	89440
3	" Feb.	12030	124600	107020
4	" Mar.	17580	142180	124600
5	" Apr.	17580	159760	142180
5-28	Gay Barrett	11000	160760	159760
6-2	SSA for May	17580	178340	160760
7-3	" June	18730	197070	178340
8	" July	18730	215800	197070
9-1	" Aug.	18730	234530	215800
10-3	" Sept.	18730	253260	234530

K.P.C. II

TNEZ CONEDY

44-16-3639

	1	2	3
	DATE	SOURCE/EXPLANATION	AMOUNT
1			
2	7 3	SSA for July	348.80
3	7 29	Stanford University Hospital	58.63
4	8 28	"	41.60
5	8 1	Prudential Ins.	48.92
6	8 2	SSA for Aug.	348.80
7	8 15	Prudential Benefits - Stanford University	48.56
8	10 1	"	48.34
9	10 1	"	48.54
10	1 23	Stanford University Hospital	53.10
11	1 1	"	43.63
12	2 1	"	48.65
13	3 1	"	43.40
14	5 1	"	48.25
15	12	U.S. Tax Ref.	546.21
16	"	"	51.96
17	4 1	Stanford University Hosp. - Prudential	48.36
18	6 1	"	48.70
19	10 23	Stanford University Hosp.	23.10
20	4 7	"	23.10
21	5 18	State of Calif. - tax refund	37.00
22	6 22	SSA Ins.	3185.40
23	8 3	"	329.30
24	8 1	Stanford University Hosp.	48.69
25	8 1	"	
26	3	SSA for July	329.30
27	9 1	Stanford University	48.32
28	1	SSA for Aug.	329.30
29	8 17	Stanford University	23.10
30	10 1	" - Prudential	48.92
31	10 3	SSA for Sept.	329.30
32	11 1	Stanford University	48.99
33	8 1	Stanford University	8.38
34	9 4	"	
35			
36			
37			
38			
39			
40			

4865-5011
18005-0100

8-19-67

45003 SYSTEMS
45003 SYSTEMS
45003 SYSTEMS

BERTHA P. COOK

548-28-8839

DATE	SOURCE/EXPLANATION	AMOUNT	BALANCE	PREVIOUS BALANCE
1977 12 15	Bank of Montreal	800.00	800.00	
1978 1 23	SSA for Jan	126.20	926.40	800.00
3 3	" Feb.	126.20	1100.60	926.40
4 4	" Mar.	126.20	1226.80	1100.60
5 25	Bank of Montreal	382.40	1609.20	1226.80
6 5 3	SSA for Apr.	126.20	1735.40	1609.20
7 1 24	Calif. State Auto Assoc.	42.18	2020.58	1735.40
8 5 30	"	126.20	2146.78	2020.58
9 6 2	SSA for May	126.20	2272.98	2146.78
10 7 3	" June	202.00	2474.98	2272.98
11 8 "	" July	209.00	2683.98	2474.98
12 9 1	" Aug.	209.00	2892.98	2683.98
13 10 3	" Sept.	209.00	3101.98	2892.98
14				3101.98
15				
16				
17				
18				
19				
20				
21				
22				
23				
24				
25				
26				
27				
28				
29				
30				
31				
32				
33				
34				
35				
36				
37				
38				
39				
40				

548-CT-10

ERITH E. CORDELL

303-12-2557

DATE	SOURCE/EXPLANATION	AMOUNT	BALANCE	PREVIOUS BALANCE
1978 1 5 3	SSA for Apr.	14650	14650	-
2 4 13	" Ins.	14650	29260	14650
3 5 3	CSA Annuity	20381	49581	49581
4 6 1	"	20381	69962	49581
5 7 1	"	20381	90343	69962
6 2	SSA for May	14650	104993	90343
7 5 25	State of Calif. tax refund	3700	108693	104993
8 7 1	CSA Annuity	20381	129074	108693
9 3	SSA for June	15610	144684	129074
10 8 1	CSA Annuity	20381	165065	144684
11 3	SSA for July	15610	180675	165065
12 9 1	" Aug.	15610	196285	180675
13 1	CSA Annuity	20381	216666	196285
14 10 2	"	21451	238117	216666
15 3	SSA for Sept.	15610	253727	238117
16				
17				
18				
19				
20				
21				
22				
23				
24				
25				
26				
27				
28				
29				
30				
31				
32				
33				
34				
35				
36				
37				
38				
39				
40				

42-19

MARY COTTINGHAM
 251-26-9583
 249-38-1675

COLUMN WRITE		1	2	3
DATE	SOURCE/EXPLANATION	AMOUNT	BALANCE	PREVIOUS BALANCE
1978 2-1	SSI for Feb.	137.90	137.90	-
3	SSA for Jan.	123.10	316.00	137.90
3	" Feb.	123.10	444.10	316.00
4	" Mar.	123.10	572.20	444.10
9-1	SSA Trn.	625.90	1197.90	572.20
10-3	SSA for Sept.	152.90	1350.80	1197.90
7				1350.80
8				
9				
10				
11				
12				
13				
14				
15				
16				
17				
18				
19				
20				
21				
22				
23				
24				
25				
26				
27				
28				
29				
30				
31				
32				
33				
34				
35				
36				
37				
38				
39				
40				

MARY COTTINGHAM

MILLIE CUNNINGHAM

03-426-305

DATE	SOURCE/EXPLANATION	AMOUNT	BALANCE	PREVIOUS BALANCE	
1977 12 5	Bank of Montreal	437.00	437.00		1
1 19	VA Pension	567.25	1,004.25	437.00	2
2 1	"	93.25	1,097.50	1,004.25	3
3 1	"	93.25	1,190.75	1,097.50	4
4 21	"	93.25	1,284.00	1,190.75	5
4 25	Bank of Montreal	461.60	1,745.60	1,284.00	6
5 3	SSA Ins.	111.540	1,857.14	1,745.60	7
5 1	VA Pension	93.25	1,950.39	1,857.14	8
6 1	"	93.25	2,043.64	1,950.39	9
6 2	SSA for May	111.540	2,155.18	2,043.64	10
6 3	" June	111.540	2,266.72	2,155.18	11
6 30	VA Pension	93.25	2,360.00	2,266.72	12
7 1	"	93.25	2,453.25	2,360.00	13
7 9	SSA for July	123.00	2,576.25	2,453.25	14
7 9	" Aug.	123.00	2,699.25	2,576.25	15
7 1	VA Pension	93.25	2,792.50	2,699.25	16
7 10	SSA for Sept.	123.00	2,915.50	2,792.50	17
7 12	SSA Ins.	9.00	2,924.50	2,915.50	18
7 19	VA Pension	93.25	3,017.75	2,924.50	19
7 20	Bank of Montreal (final balance)	111.540	3,129.25	3,017.75	20
7 21				3,129.25	21
7 22					22
7 23					23
7 24					24
7 25					25
7 26					26
7 27					27
7 28					28
7 29					29
7 30					30
7 31					31
7 32					32
7 33					33
7 34					34
7 35					35
7 36					36
7 37					37
7 38					38
7 39					39
7 40					40



C

D



NATL ANDRIENNE S. DARNES

462-54-3532

	1	2	3
DATE	SOURCE/EXPLANATION	AMOUNT	PREVIOUS BALANCE
1977	9 2 SSA for Aug.	118.60	118.60
2	10 2 " Sept.	118.60	237.20
3	11 3 " Oct.	118.60	355.80
4	12 2 " Nov.	118.60	474.40
1978	1 3 Jan.	118.60	593.00
6	1 " " Dec.	118.60	711.60
7	3 " " Feb.	118.60	830.20
8	4 " " Mar.	118.60	948.80
9	5 " " Apr.	118.60	1067.40
10	6 2 " May	118.60	1186.00
11	7 3 " June	126.40	1312.40
12	8 " " July	126.40	1438.80
13	9 1 " Aug.	126.40	1565.20
14	10 3 " Sept.	126.40	1691.60
15	9 6 American Express Co.	40.17	1731.77
16			
17			
18			
19			
20			
21			
22			
23			
24			
25			
26			
27			
28			
29			
30			
31			
32			
33			
34			
35			
36			
37			
38			
39			
40			

K.P.

CHILDREN OF O. DARNES
(Najvandienne Darnes)
462-54-3532

DATE	SOURCE/EXPLANATION	AMOUNT	BALANCE	PREVIOUS BALANCE
1977	9-2 SSA for Aug.	233.20	233.20	-
2	10-3 " Sept.	233.20	466.40	233.20
3	11-3 " Oct.	233.20	711.60	466.40
4	12-2 " Nov.	233.20	944.80	711.60
1978	1-3 " * Jan.	233.20	1178.00	944.80
6	2-3 " * Feb.	233.20	1411.20	1178.00
7	1 " " Dec.	233.20	1644.40	1411.20
8	4 " " Mar.	233.20	1877.60	1644.40
9	5 " " Apr.	233.20	2110.80	1877.60
10	6-2 " May	233.20	2344.00	2110.80
11	7-3 " June	233.20	2577.20	2344.00
12	8 " " July	233.20	2810.40	2577.20
13	9-1 " Aug.	233.20	3043.60	2810.40
14	10-3 " Sept.	233.20	3276.80	3043.60
15				3276.80
16				
17				
18				
19				
20				
21				
22				
23				
24				
25				
26				
27				
28				
29				
30				
31				
32				
33				
34				
35				
36				
37				
38				
39				
40				

462-54-3532

Hazel E. Dashiell

037-18-9457

	1	2	3
	DATE	SOURCE/EXPLANATION	PREVIOUS BALANCE
1973	1	SSA for July	331.00
2	1	Warehousemen's Pension Plan	201.25
3	10	"	401.25
4	11	Aslee Robinson	200.00
5	9	Warehousemen's Pension Plan	201.25
1976	10	"	401.25
1977	1	"	201.25
1978	11	"	201.25
1979	2	"	201.25
10	3	"	201.25
11	4	"	201.25
12	5	"	201.25
13	6	"	201.25
14	5	SSA Ths.	207.50
15	6	"	331.00
16	7	"	352.60
17	7	Warehousemen's Pension Plan	212.21
18	8	"	212.21
19	3	SSA for July	352.60
20	9	Aug.	352.60
21	1	Warehousemen's Pension Plan	212.21
22	10	SSA for Sept.	352.60
23	11	Warehousemen's Pension Plan	212.21
24			
25			
26			
27			
28			
29			
30			
31			
32			
33			
34			
35			
36			
37			
38			
39			
40			

18-2-73

BARBARA DAVIS...
 558-44-2275
 11-238-237

DATE	SOURCE / EXPLANATION	AMOUNT	BALANCE	PREVIOUS BALANCE
1977 9 1	VA Pension	125 00	125 00	
10 1	"	125 00	250 00	125 00
11 1	"	125 00	375 00	250 00
12 1	"	125 00	500 00	375 00
1 28 80	"	125 00	625 00	500 00
1978 2 1	"	133 00	758 00	625 00
3 1	"	133 00	891 00	758 00
4 31	"	133 00	1024 00	891 00
6 1	"	133 00	1157 00	1024 00
8 30	"	133 00	1290 00	1157 00
8 1	"	133 00	1423 00	1290 00
9 1	"	133 00	1556 00	1423 00
10 1	"	133 00	1689 00	1556 00
				1689 00

E-2-P-4

43803 875 8386
43703 8020 8077
NATIONAL

GROVER C. DAVIS

449-03-8758

	1	2	3			
	DATE	SOURCE / EXPLANATION	AMOUNT	BALANCE	PREVIOUS BALANCE	
1	1978	10 3	SSA for Sept.	247.30	247.30	—
2					247.30	
3						
4						
5						
6						
7						
8						
9						
10						
11						
12						
13						
14						
15						
16						
17						
18						
19						
20						
21						
22						
23						
24						
25						
26						
27						
28						
29						
30						
31						
32						
33						
34						
35						
36						
37						
38						
39						
40						

F.P.D-5

LEXIE S. DAVIS

114-18-8045

DATE	SOURCE/EXPLANATION	1		2		3			
		AMOUNT	BALANCE	BALANCE	DEBIT	CREDIT	BALANCE		
1931									
8/3	SSA For July	264.00	294.00						
9/2	" " Aug	54.00	592.00						
11/1	" " Inv.	50.30	622.30						
1/20	SSA Inv.	264.00	918.30						
11/3	" "	264.00	1272.30						
1/2	" for Adv.	264.00	1516.30						
1/3	" Dec.	264.00	1806.30						
2/2	" Jan.	264.00	2102.30						
3/2	" Feb.	264.00	2398.30						
4/1	" Mar.	264.00	2694.30						
5/1	" Apr.	264.00	2990.30						
6/2	" May	264.00	3286.30						
7/3	" June	215.30	3601.60						
8/4	" July	215.30	3916.90						
9/1	" Aug.	215.30	4232.20						
10/3	" Sept.	215.30	4547.50						
11/18									
1931									
1/18									
19									
20									
21									
22									
23									
24									
25									
26									
27									
28									
29									
30									
31									
32									
33									
34									
35									
36									
37									
38									
39									
40									

FORM NO. 10-54

50
8
12

BEATRICE J. DAWKINS

490-20-5807

COLUMN WRITE

DATE	SOURCE/EXPLANATION	AMOUNT	BALANCE	PREVIOUS BALANCE
19781	5-3 SSA for Apr.	233.50	233.50	
2	6-2 " May	233.50	467.00	233.50
3	1-1 " Jan	498.00	515.80	467.00
4	7-3 " June	251.80	767.60	515.80
5	8 " " July	243.60	1011.20	767.60
6	9-1 " Aug.	243.60	1254.80	1011.20
7	10-3 " Sept.	243.60	1498.40	1254.80
8				1498.40
9				
10				
11				
12				
13				
14				
15				
16				
17				
18				
19				
20				
21				
22				
23				
24				
25				
26				
27				
28				
29				
30				
31				
32				
33				
34				
35				
36				
37				
38				
39				
40				

K-2-D-6A

EDITH DELANEY

524-03-0457

DATE	SOURCE/EXPLANATION	AMOUNT	BALANCE	PREVIOUS BALANCE
1977 1	8.30 City & County of S.F. Retirement	296.52	296.52	
2	9 "	296.52	593.04	296.52
3	11 "	296.52	889.56	593.04
1978 4	2.3 SSA Tns.	284.90	1174.46	889.56
1977 5	12.31 City & County of S.F. Retirement	296.52	1470.98	1174.46
1978 6	1 "	296.52	1767.50	1470.98
7	23 SSA Tns.	1702.40	3469.90	1767.50
8	3.3 " for Feb.	284.90	3754.80	3469.90
9	12.17 Clementine Delauth	500	3254.80	3754.80
10	2.29 City & County of S.F. Retirement	296.52	2958.28	3254.80
11	4.3 SSA for Mar.	284.90	2673.38	2958.28
12	3.31 City & County of S.F.	296.52	2376.86	2673.38
13	5.3 SSA Tns	370	2006.86	2376.86
14	" " for Apr.	292.60	1714.26	2006.86
15	4.30 City & County of S.F.	296.52	1417.74	1714.26
16	6.2 SSA for May	292.60	1125.14	1417.74
17	5.13 Calif tax refund	3700	835.14	1125.14
18	7.3 SSA for June	311.70	523.44	835.14
19	5.31 City & County of S.F.	296.52	226.92	523.44
20	6.30 "	296.52	60.40	226.92
21	7.31 "	301.05	239.35	60.40
22	8.3 SSA for July	311.70	72.65	239.35
23	9.1 " Aug.	311.70	239.35	72.65
24	3.31 City & County of S.F.	301.05	239.35	239.35
25	12.3 SSA for Sept.	311.70	239.35	239.35
26	9.30 City & County of S.F.	301.05	239.35	239.35
27	10.18 State of Calif. tax refund	3700	239.35	239.35
28	10.31 City & County of S.F.	301.05	239.35	239.35
29				
30				
31				
32				
33				
34				
35				
36				
37				
38				
39				
40				

524-03-0457

LOUIE H. DEPINA

145-07-0053

DATE	SOURCE/EXPLANATION	AMOUNT	BALANCE	PREVIOUS
				BALANCE
1977 1	9.2 SSA for Aug.	130.70	130.70	-
2	12.2 " Nov.	130.70	261.40	130.70
3	10.3 SSA for Sept.	130.70	392.10	261.40
4	11.3 SSA Ins.	130.70	422.80	392.10
1978 5	1.3 SSA for Dec.	49.90	522.70	422.80
6	2. " Jan.	123.00	645.70	522.70
7	3. " Feb.	123.00	768.70	645.70
8	4.3 " Mar.	123.00	891.70	768.70
9	5. " Apr.	123.00		
10	6.2 " May	123.00		
11	5.6 Rev. James E. Charles	20.00		
12	7.3 SSA for June	131.00		
13	8. " July	131.00		
14	9.1 " Aug.	131.00		
15	10.3 " Sept.	131.00		
16				
17				
18				
19				
20				
21				
22				
23				
24				
25				
26				
27				
28				
29				
30				
31				
32				
33				
34				
35				
36				
37				
38				
39				
40				

58-2-9

F 84 - 4286 - 2018

MIGUEL DEPINA

145-07-0053

DATE	SOURCE / EXPLANATION	AMOUNT	BALANCE	PREVIOUS BALANCE
1977 9 2	SSA for Aug	28300	28300	--
10 2	" Nov.	27530	55830	28300
10 3	SSA for Sept.	28300	84130	55830
11 3	SSA for Oct.	26760	110890	84130
1978 1 3	" Dec.	27530	138420	110890
2 "	" Jan.	27530	165950	138420
3 "	" Feb.	27530	193480	165950
4 "	" Mar.	27530	221010	193480
5 "	" Apr.	27530		
6 2	" May	27530		
7 3	" June	27530		
8 "	" July	27530		
9 1	" Aug.	27530		
10 3	" Sept.	27530		

F-2-D-10

BESSIE L. DICKSON

463-16-7544

COLUMN WRITE			1	2	3
DATE	SOURCE/EXPLANATION	AMOUNT	BALANCE	PREVIOUS BALANCE	
1977 1 23	SSA for Jan.	19330	19330	-	
2 17	SSA for Feb.	115380	135310	19330	
3 3	SSA for Feb.	19330	154640	135310	
4 4	" Mar.	19330	173970	154640	
5 5	" Apr.	19330			
6 6	" May	19330			
7 7	" June	20590			
8 8	" July	20590			
9 9	" Aug.	20590			
10 10	" Sept.	20590			
11					
12					
13					
14					
15					
16					
17					
18					
19					
20					
21					
22					
23					
24					
25					
26					
27					
28					
29					
30					
31					
32					
33					
34					
35					
36					
37					
38					
39					
40					

4-2-D-11

KATHERINE DOMINECK

460-01-9261

	1	2	3			
	DATE	SOURCE/EXPLANATION	AMOUNT	BALANCE	PREVIOUS BALANCE	
1977	12 5	Bank of Montreal	615.00	615.00		1
28	1 3	SSA for Dec.	331.00	946.00	615.00	2
	2 0	Jan.	331.00	1277.00	946.00	3
	3 0	Feb.	331.00	1608.00	1277.00	4
	4 0	Mar.	331.00	1939.00	1608.00	5
	5 0	Bank of Montreal	331.00	2270.00	1939.00	6
	5 9	SSA for Apr.	331.00			7
	6 2	" May	331.00			8
	7 3	" June	352.60			9
	8 0	" July	352.60			10
	9 1	" Aug.	352.60			11
	10 3	" Sept.	352.60			12
	13					13
	14					14
	15					15
	16					16
	17					17
	18					18
	19					19
	20					20
	21					21
	22					22
	23					23
	24					24
	25					25
	26					26
	27					27
	28					28
	29					29
	30					30
	31					31
	32					32
	33					33
	34					34
	35					35
	36					36
	37					37
	38					38
	39					39
	40					40

4603 - Bull
8003 - Green

460-01-9261

511-07-7428

DATE	SOURCE/EXPLANATION	AMOUNT	BALANCE	PREVIOUS BALANCE
1977				
9-2	SSA for Aug.	140.50	140.50	
10-2	" Sept.	140.50	281.00	140.50
11-2	" Oct.	140.50	421.50	281.00
12-2	" Nov.	140.50	562.00	421.50
1978				
1-3	Jan.	132.90	694.90	562.00
2-1	Feb.	125.10	819.90	694.90
3-23	Metropolitan Life Ins. Co.	342.91	1162.81	819.90
3-2	SSA for Feb.	132.90	1295.71	1162.81
4-4	" Mar.	132.90	1428.61	1295.71
5-4	" Apr.	132.90	1561.51	1428.61
4-4	Universal Life Ins. Co.	167.55	1729.06	1561.51
17	United Ins. Co. of America	212.01	1941.07	1729.06
6-2	SSA for May	132.90	2073.97	1941.07
7-3	" June	141.50	2215.47	2073.97
8-1	" July	141.50	2356.97	2215.47
9-1	" Aug.	141.50	2498.47	2356.97
10-2	" Sept.	141.50	2639.97	2498.47
1979				
1-2				2639.97
2-1				
3-1				
4-1				
5-1				
6-1				
7-1				
8-1				
9-1				
10-1				
11-1				
12-1				
1-1				
2-1				
3-1				
4-1				
5-1				
6-1				
7-1				
8-1				
9-1				
10-1				
11-1				
12-1				

43503-7428

CORRIE DUNCAN

464-24-1023

DATE	SOURCE/EXPLANATION	AMOUNT	BALANCE	PREVIOUS BALANCE
1977 9.2	SSA for Aug.	100.30	100.30	
12.2	" " Nov.	100.30	200.60	100.30
10.4	SSA Ins.	30.30	230.90	200.60
1.20	"	100.30	331.20	230.90
11.3	"	100.30	431.50	331.20
1978 1.3	SSA for Dec.	100.30	531.80	431.50
2.2	" Jan.	100.30	632.10	531.80
3.2	" Feb.	100.30	732.40	632.10
4.2	" Mar.	100.30	832.70	732.40
5.2	" Apr.	100.30		
6.2	" May	100.30		
7.3	" June	100.90		
8.2	" July	100.90		
9.1	" Aug.	100.90		
10.3	" Sept.	100.90		

FR-D-14

IRENE EDDINS

440-18-162

DATE	SOURCE/EXPLANATION	AMOUNT	BALANCE	PREVIOUS
				BALANCE
1978 4-3	SSA for Mar	108.30	108.30	
5	" Apr.	108.30		108.30
6-2	" May	108.30		
7-3	" June	115.50		
8	" July	115.50		
9-1	" Aug.	115.50		
10-3	SSA Tr. Exp.	199.10		

K-2-41

JAMES EDWARDS
 TRENE G. EDWARDS

DATE	SOURCE / EXPLANATION	AMOUNT	BALANCE	PREVIOUS BALANCE	
1977	11 Western Title Ins Co #61687	48365.02	48365.02	-	1
2	201 Bank of Montreal #1013 #35832	118.00	48483.02	48365.02	2
3	" Bank of Montreal #1013 #35832	118.00	48601.02	48483.02	3
4	1023 Roman's (Trans)	2.50	48603.52	48601.02	4
5	94 J.R. Connell - Ins - (Trans)	113.00	48716.52	48603.52	5
6	1820 Bank of Montreal #36555 T.C. #113	329.00	49045.52	48716.52	6
7	1021 "	470.00	49515.52	49045.52	7
8	517 Sears, Roebuck & Co	30.66	49546.18	49515.52	8
9	31 Western Title Ins Co	11286.49	60832.67	49546.18	9
10	97 Bank of Montreal #15026	239.00	61071.67	60832.67	10
11					11
12					12
13					13
14					14
15					15
16					16
17					17
18					18
19					19
20					20
21					21
22					22
23					23
24					24
25					25
26					26
27					27
28					28
29					29
30					30
31					31
32					32
33					33
34					34
35					35
36					36
37					37
38					38
39					39
40					40

4-3-87

ZIPPORAH EDWARDS

304-26-4141

			1	2	3	
	DATE	SOURCE/EXPLANATION	AMOUNT	BALANCE	PREVIOUS BALANCE	
1977	1	83 SSA for July	218.80	218.80	-	1
	2	12 9 SSA Ins.	236.70	1055.50	218.80	2
1978	1	2 " for Dec.	211.10	1266.60	1055.50	3
	4	2 " Jan.	211.10	1477.70	1266.60	4
	5	3 " Feb.	211.10	1688.80	1477.70	5
	6	4 " Mar.	211.10	1899.90	1688.80	6
	7	5 " Apr.	218.80	2118.70	1899.90	7
	8	4 1 " Ins.	3.70	2122.40	2118.70	8
	9	6 2 " for May	218.80	2341.20	2122.40	9
	10	7 3 " June	233.10	2574.30	2341.20	10
	11	8 " July	233.10	2807.40	2574.30	11
	12	9 1 " Aug.	233.10	3040.50	2807.40	12
	13	10 3 " Sept.	233.10	3273.60	3040.50	13
	14					14
	15					15
	16					16
	17					17
	18					18
	19					19
	20					20
	21					21
	22					22
	23					23
	24					24
	25					25
	26					26
	27					27
	28					28
	29					29
	30					30
	31					31
	32					32
	33					33
	34					34
	35					35
	36					36
	37					37
	38					38
	39					39
	40					40

F-2-ES





AMANDA FAIR

553-14-6607

COLUMN WRITE	DATE	SOURCE / EXPLANATION	1 2 3		
			AMOUNT	BALANCE	PREVIOUS BALANCE
1978	1 2.3	SSA Tns.	15230	15230	
	2 12.2	"	76150	91380	15230
	3 1.3	" for Dec.	15230	106610	91380
	4 9.1	" Feb.	15230	121840	106610
	5 4.1	" Mar.	15230	137070	121840
	6 11	" Tns.	1770		
	7 5.3	" for Apr.	16000		
	8 6.2	" May	16000		
	9 7.18	" June	17050		
	10 8.3	" July	17050		
	11 9.1	" Aug.	17050		
	12 10.3	" Sept.	17050		
	13				
	14				
	15				
	16				
	17				
	18				
	19				
	20				
	21				
	22				
	23				
	24				
	25				
	26				
	27				
	28				
	29				
	30				
	31				
	32				
	33				
	34				
	35				
	36				
	37				
	38				
	39				
	40				

1-8-F-1

SYLVESTER C. FAIR

COUNT - WRITE

DATE	SOURCE/EXPLANATION	AMOUNT	BALANCE	PREVIOUS BALANCE
1977-1-9	Rockwell International Inc. Pension	220.31	220.31	-
1-17-77	Bank of Montreal	552.16	772.47	220.31
1-21-77	Rockwell International	220.31	992.78	772.47
1-20-77	" [Replacement for 10/1 & 11/1]	440.62	1033.40	992.78
2-9-77	"	220.31	1253.71	1033.40
2-10-77	"	220.31	1474.02	1253.71
2-11-77	"	220.31	1694.33	1474.02
2-16-77	" [Retrospective Adjust for 11/24 to 11/27]	147.00	1841.33	1694.33
1977-3-11	"	220.31	2061.64	1841.33
1977-3-21	"	220.31	2281.95	2061.64
3-13	SSA for Jan.	342.10	2624.05	2281.95
3-13	" Feb.	342.10	2966.15	2624.05
3-14	" Mar.	342.10	3308.25	2966.15
3-14	Rockwell International	220.31	3528.56	3308.25
3-25	Bank of Montreal	1264.70	4793.26	3528.56
3-31	Rockwell International	220.31	5013.57	4793.26
3-31	SSA Ins.	7.30	5020.87	5013.57
3-31	" for Apr.	549.80	5570.67	5020.87
3-31	Rockwell International	220.31	5790.98	5570.67
3-31	SSA for May	249.80	6040.78	5790.98
3-31	State of Calif. tax refund	37.00	6077.78	6040.78
3-31	Rockwell International	220.31	6298.09	6077.78
3-31	SSA for June	372.70	6670.79	6298.09
3-31	Rockwell International	220.31	6891.10	6670.79
3-31	SSA for July	372.70	7263.80	6891.10
3-31	Rockwell International	220.31	7484.11	7263.80
3-31	SSA for Aug.	372.70	7856.81	7484.11
3-31	" Sept.	372.70	8229.51	7856.81
3-31	Rockwell International	220.31	8449.82	8229.51
3-31	"	220.31	8670.13	8449.82

DATE	SOURCE/EXPLANATION	AMOUNT	BALANCE	PREVIOUS BALANCE
1977 9 3	SSA Tax	350.00	350.00	0.00
10	VA Comp.	38.00	387.00	350.00
3	SSA for Sept.	350.00	737.00	387.00
1	Warehousemen's Pension Plan	214.21	952.21	737.00
11 3	SSA for Oct.	350.00	1302.21	952.21
12 2	Nov.	350.00	1652.21	1302.21
1	VA Comp.	41.00	1693.21	1652.21
1978 1 3	SSA for Dec.	350.00	2043.21	1693.21
1979 2 30	VA Comp.	41.00	2084.21	2043.21
3 30	SSA Tax	3.20	2087.41	2084.21
11 1	VA Comp.	41.00	2128.41	2087.41
1979 2 3	SSA for Jan	353.20	2481.61	2128.41
3	" Feb.	353.70	2835.31	2481.61
14	1 VA Comp.	41.00	2876.31	2835.31
15	"	41.00	2917.31	2876.31
16	"	41.00	2958.31	2917.31
4 3	SSA for Mar.	353.70	3312.01	2958.31
5	" Apr.	353.70	3665.71	3312.01
19	1 VA Comp.	41.00	4023.21	3665.71
20	5 Warehousemen's Pension Plan	214.21	4237.42	4023.21
21	11	214.21	4451.63	4237.42
22	12 1	214.21	4665.84	4451.63
23	1	214.21	4880.05	4665.84
24	2 1	214.21	5094.26	4880.05
25	3 1	214.21	5308.47	5094.26
26	4 1	214.21	5522.68	5308.47
27	5 1	214.21	5736.89	5522.68
28	2 SSA for May	353.70	6090.59	5736.89
29	1 VA Comp.	41.00	6131.59	6090.59
30	30	41.00	6172.59	6131.59
31	7 2 SSA for June	381.10	6553.69	6172.59
32	1 Warehousemen's Pension Plan	214.21	6767.90	6553.69
33	8 1	214.21	6982.11	6767.90
34	1 VA Comp.	41.00	7023.11	6982.11
35	2 SSA for July	351.00	7374.11	7023.11
36	9 1 Warehousemen's Pension Plan	214.21	7588.32	7374.11
37	1 VA Comp.	41.00	7629.32	7588.32
38	1 SSA for Aug.	391.10	8020.42	7629.32
39	10 3 Sept.	391.10	8411.52	8020.42
40	1 VA Comp.	41.00	8452.52	8411.52
	1 Warehousemen's Pension Plan	214.21	8666.73	8452.52

BEULAH FOSTER

426-40-3945

	1	2	3	4
	DATE	SOURCE/EXPLANATION	AMOUNT	BALANCE
1977	1			
2	3 3	SSA for July	264.20	264.20
3	12 0	" Nov.	256.50	520.70
4	8	SSA for Aug.	264.20	784.90
5	10 3	" Sept.	264.20	1049.10
1978	1 3	SSA " Ins.	264.20	1313.30
1977	11 "	"	248.80	1562.10
1977	2 3	" for Jan.	264.20	1826.30
8	1 11	Ron Mayfield Trust Account	67.50	1893.80
9	2 2	SSA for Feb.	264.20	2158.00
10	4 "	" Mar.	264.20	2422.20
11	5 "	" Apr.	264.20	2686.40
12	6 2	" May	264.20	2950.60
13	7 3	" June	281.50	3232.10
14	8 "	" July	281.50	3513.60
15	9 1	" Aug.	281.50	3795.10
16	10 3	" Sept.	281.50	4076.60
17				
18				
19				
20				
21				
22				
23				
24				
25				
26				
27				
28				
29				
30				
31				
32				
33				
34				
35				
36				
37				
38				
39				
40				

4405 - Bill
and Green

426-40-3945

EUGENIA A. GERHARDT

11-023-503

	1	2	3
DATE	SOURCE/EXPLANATION	AMOUNT	PREVIOUS BALANCE
1977 12 5	Bank of Montreal	520.20	520.20
2	State of Calif. - Retirement	29.33	549.53
28 11	"	33.03	582.56
1977 12 30	VA Pension	29.85	612.41
5 11 1	State of Calif. - Retirement	21.33	633.74
1978 2 1	"	33.23	666.97
3 1	"	33.03	699.99
4 1	"	23.03	723.02
9 25	Bank of Montreal	624.90	1347.92
10 5 1	State of Calif. - Retirement	33.22	1381.14
11 6 1	"	33.22	1414.36
12 7 1	"	34.22	1448.58
13 8 1	"	34.22	1482.80
14 9 1	"	34.22	1517.02
15 11 13	Bank of Montreal	1124.40	2641.42
16 8 10	The Jobst Institute, Inc.	30.97	2672.39
17			2672.39
18			
19			
20			
21			
22			
23			
24			
25			
26			
27			
28			
29			
30			
31			
32			
33			
34			
35			
36			
37			
38			
39			
40			

4803 - Buff
803 - Green

11-2-87

MATTIE GIBSON

410-26-9220

	1	2	3		
	DATE	SOURCE/EXPLANATION	AMOUNT	BALANCE	PREVIOUS BALANCE
	1977	8 3 SSA for July	161.00	161.00	
	2	9 2 " " Aug.	161.00	322.00	161.00
	1978	6 " " " May	153.30	475.30	322.00
	4	10 3 SSA Ins.	161.00		
	5	11 3 SSA for Oct.	165.60		
	6	12 2 " Nov.	153.30		
	1978	1 3 " Dec.	153.30		
	8	2 " " Jan.	153.30		
	9	3 " " Feb.	153.30		
	10	4 " " Mar.	153.30		
	11	5 " " Apr.	153.30		
	12	7 " " June	163.40		
	13	8 " " July	163.40		
	14	9 1 " Aug.	163.40		
	15	10 3 " Sept.	163.40		
	16				
	17				
	18				
	19				
	20				
	21				
	22				
	23				
	24				
	25				
	26				
	27				
	28				
	29				
	30				
	31				
	32				
	33				
	34				
	35				
	36				
	37				
	38				
	39				
	40				

4803 - Buff
8803 - Green

6882

BETTY J. GILL

352-22-9581

DATE	SOURCE/EXPLANATION	AMOUNT	BALANCE	PREVIOUS BALANCE
1978 1 5-3	SSA Ins	12510	12510	-
2 4-19	"	100090	112590	12510
3 6-2	" for May	12510	125100	112590
4 7-3	" June	13200	138300	125100
5				138300
6				
7				
8				
9				
10				
11				
12				
13				
14				
15				
16				
17				
18				
19				
20				
21				
22				
23				
24				
25				
26				
27				
28				
29				
30				
31				
32				
33				
34				
35				
36				
37				
38				
39				
40				

Handwritten signature or initials in the bottom right corner of the table area.

TRMB L. GILL

429-34-4050

	1	2	3
	DATE	SOURCE/EXPLANATION	PREVIOUS BALANCE
1977	7 3	SSA for June	14640
2	8 3	July	29280
3	9 1	Aug	43920
4	10 3	SSA for	58560
5	11 2	SSA for Oct.	73200
6			87840
7			
8			
9			
10			
11			
12			
13			
14			
15			
16			
17			
18			
19			
20			
21			
22			
23			
24			
25			
26			
27			
28			
29			
30			
31			
32			
33			
34			
35			
36			
37			
38			
39			
40			

4003-5011
8003-0000

K. S. GILL

RAYMOND D. GODSHALK

555-07-4198

					1	2	3
DATE	SOURCE/EXPLANATION	AMOUNT	BALANCE	PREVIOUS BALANCE			
1978	10 3 SSA for Sept.	50.820	50.820	1.11	1		
	11 " " Oct.	50.820	101.640	50.820	2		
				61.740	3		
					4		
					5		
					6		
					7		
					8		
					9		
					10		
					11		
					12		
					13		
					14		
					15		
					16		
					17		
					18		
					19		
					20		
					21		
					22		
					23		
					24		
					25		
					26		
					27		
					28		
					29		
					30		
					31		
					32		
					33		
					34		
					35		
					36		
					37		
					38		
					39		
					40		

8-2-85

CLAUDE GOODSPEED

463-16-6315

	1	2	3
DATE	SOURCE/EXPLANATION	AMOUNT	PREVIOUS BALANCE
1977 1 8	1 Rockwell International Inc. Pension	14070	14070
2 3	SSA for July	30540	44610
3 9	1 Rockwell International Inc. Pension	14070	58680
4 2	SSA for Aug.	30540	89220
5 11	5 SSA Ins.	50540	139760
6 12	" for Nov	30540	170300
1977 1 1	3 " Dec.	30540	150000
8 1	1 Rockwell International Inc. Pension	14070	135930
1977 9 12	2 SSA Ins.	370	136300
10 1	1 Rockwell International Inc. Pension	14070	150370
1977 11 2	3 SSA for Jan.	31210	181580
1977 12 1	1 Rockwell International	14070	195650
1978 1 3	"	14070	209720
14 3	3 SSA for Feb.	31313	241033
15 4	" Mar.	31310	272343
16 1	1 Rockwell International	14070	286413
17 12	23 Arkansas Louisiana Gas Co.	1021	287434
18 5	3 SSA for Apr.	31210	318644
19 5	1 Rockwell International	14070	332714
20 6	"	14070	346784
21 2	2 SSA for May	31310	378094
22 7	1 Rockwell International	14070	392164
23 6	30 Substitute SSA check for 10-3-77	30540	422704
24 7	2 SSA for June	33350	456054
25 8	1 Rockwell International	14070	470124
26 3	3 SSA for July	33350	503474
27 9	1 Rockwell International	14070	517544
28 "	SSA for Aug.	33350	550894
29 10	" Sept.	33350	584244
30 1	1 Rockwell International	14070	598314
31 11	"	14070	612384
32			
33			
34			
35			
36			
37			
38			
39			
40			

PRINTED IN U.S.A.

4-8-78

LUE DIMPLE GOODSPEED

463-16-6315

	1	2	3
DATE	SOURCE/EXPLANATION	AMOUNT	PREVIOUS BALANCE
1973 ¹ 7 1	SSA for June	13330	13330
2 8 3	" July	13330	14660
3 9 2	" Aug	13330	27990
4 11 3	SSA Inv.	13330	41320
5 12 2	" for Nov	13330	54650
1973 ⁶ 1 3	" Dec.	13330	67980
7 2 "	" Jan.	13330	81310
8 3 "	" Feb.	13330	94640
9 4 "	" Mar.	13330	107970
10 5 "	" Apr.	13330	121300
11 6 2	" May	13330	134630
12 30	Substitute SSA check for 10-3-73	13330	147960
13 7 3	SSA for June	14610	162570
14 8 "	" July	14210	176780
15 9 1	" Aug.	14210	190990
16 8 24	SSA Inv.	20160	211150
17 10 3	SSA for Sept.	16830	227980
18 11 F			
19			
20			
21			
22			
23			
24			
25			
26			
27			
28			
29			
30			
31			
32			
33			
34			
35			
36			
37			
38			
39			
40			

4803 - Buff
4803 - Green

Handwritten initials or signature.

EMMETT A. GRIFFITH

437-26-5442

	1	2	3		
	DATE	SOURCE / EXPLANATION	AMOUNT	BALANCE	PREVIOUS BALANCE
1977	6 29	YMCA of San Francisco	6000	6000	—
	2 3	SSA for May	25430	31430	6000
	3 31	SSA for June	23250	58680	31430
	4 30	SSA for July	27250	85930	58680
	5 29	Tax Ref. 437265442, Emmett A. & Mary M.	65000	151130	85930
	6 30	SSA for Aug.	43650	194780	151130
	7 30	YMCA of S.F.	6000	198780	194780
	8 10	Insurance Consultants Limited	42600	176180	198780
	9	" YMCA of S.F.	6000	170180	176180
	10				
	11				
	12				
	13				
	14				
	15				
	16				
	17				
	18				
	19				
	20				
	21				
	22				
	23				
	24				
	25				
	26				
	27				
	28				
	29				
	30				
	31				
	32				
	33				
	34				
	35				
	36				
	37				
	38				
	39				
	40				

4805 - BMT
8005 - QM

17-59

ARMONDO GRIFFITH

437-26-5442

DATE	SOURCE/EXPLANATION	AMOUNT	BALANCE	PREVIOUS BALANCE
1979	9 12 SSA Ins.	129380	129380	-
2				
3				
4				
5				
6				
7				
8				
9				
10				
11				
12				
13				
14				
15				
16				
17				
18				
19				
20				
21				
22				
23				
24				
25				
26				
27				
28				
29				
30				
31				
32				
33				
34				
35				
36				
37				
38				
39				
40				

CHILDREN OF EMMETT A. GRIFFITH

DATE	SOURCE/EXPLANATION	AMOUNT	BALANCE	PREVIOUS BALANCE	
1977 1	7-1 SSA for June	290.60	290.60	-	1
2	7-3 SSA for July	290.60	581.20	290.60	2
3	7-9 " Aug.	290.60	871.80	581.20	3
4				871.80	4
5					5
6					6
7					7
8					8
9					9
10					10
11					11
12					12
13					13
14					14
15					15
16					16
17					17
18					18
19					19
20					20
21					21
22					22
23					23
24					24
25					25
26					26
27					27
28					28
29					29
30					30
31					31
32					32
33					33
34					34
35					35
36					36
37					37
38					38
39					39
40					40

4803 - Bull
4807 - Green

K.M. G. 10

MAE K. GRIFFITH
 (Estella M. Railback)
 457-26-5033

DATE	SOURCE/EXPLANATION	AMOUNT	BALANCE	PREVIOUS BALANCE
1977-1-9	SSA for Aug.	104.30	104.30	-
10-3	" Tas.	104.30	208.60	104.30
11-3	" for Oct.	104.30	312.90	208.60
12-2	" Nov.	104.30	417.20	312.90
1978-1-3	" Dec.	104.30	521.50	417.20
2-2	" Jan.	104.30	625.80	521.50
3-3	" Feb.	104.30	730.10	625.80
4-4	" Mar.	104.30	834.40	730.10
5-5	" Apr.	104.30	938.70	834.40
6-2	" May	104.30	1043.00	938.70
7-3	" June	111.10	1154.10	1043.00
8-3	" July	111.10	1265.20	1154.10
9-1	" Aug.	111.10	1376.30	1265.20
10-3	" Sept.	111.10	1487.40	1376.30
				1487.40

1979-9-11

MARION L. GRIFFITH
(Macy M. Griffith)
437-2635412

DATE	SOURCE/EXPLANATION	AMOUNT	BALANCE	PREVIOUS BALANCE	
19781	2 4 SSA Tns	2580.00	2580.00	---	1
2	9 1 SSA for Aug	262.20	2842.20	2580.00	2
3	10 3 SSA for Sep	262.20	3104.40	2842.20	3
4				3104.40	4
5					5
6					6
7					7
8					8
9					9
10					10
11					11
12					12
13					13
14					14
15					15
16					16
17					17
18					18
19					19
20					20
21					21
22					22
23					23
24					24
25					25
26					26
27					27
28					28
29					29
30					30
31					31
32					32
33					33
34					34
35					35
36					36
37					37
38					38
39					39
40					40

W-512

MARY GRIFFITH

	1	2	3		
	DATE	SOURCE/EXPLANATION	AMOUNT	BALANCE	PREVIOUS BALANCE
1938	7 3	State Farm Mutual Auto Ins. Co.	25.00	25.00	
2	"	"	25.00	50.00	25.00
3					75.00
4					
5					
6					
7					
8					
9					
10					
11					
12					
13					
14					
15					
16					
17					
18					
19					
20					
21					
22					
23					
24					
25					
26					
27					
28					
29					
30					
31					
32					
33					
34					
35					
36					
37					
38					
39					
40					

1938 - 1940
Mary Griffith

1938-1940

MERCEDES W. GUIDRY

439-26-5550

00-516-466 VA

CSF 06019660

DATE	SOURCE/EXPLANATION	AMOUNT	BALANCE	PREVIOUS BALANCE
1978				
3/1	VA Pension	6156	6156	-
3/31	"	3073	9229	6156
3/3	SSA for Feb.	11760	20989	9229
4/1	" " Mar.	11760	32749	20989
5/1	CSF Annuity	12473	45222	32749
5/31	"	12473	57695	45222
6/1	VA Pension	3073	60768	57695
6/3	SSA for Apr.	11760	72528	60768
6/2	" May	11760	84288	72528
6/1	CSF Annuity	12473	96761	84288
6/1	VA Pension	3073	99834	96761
7/3	SSA for June	14520	114354	99834
6/30	VA Pension	3073	117427	114354
7/1	CSF Annuity	12473	130900	117427
9/1	"	12473	143373	130900
9/1	VA Pension	3073	146446	143373
9/3	SSA for July	10890	157336	146446
9/1	" Aug.	11760	169096	157336
9/1	CSF Annuity	12473	181569	169096
9/1	VA Pension	3073	184642	181569
10/1	"	3073	187715	184642
9/3	SSA for Sept.	11760	199475	187715
9/1	CSF Annuity	13750	213225	199475

K-2-914

CARL G. HALL

568-18-9611

	1	2	3
DATE	SOURCE/EXPLANATION	AMOUNT	PREVIOUS BALANCE
1977	11 3 SSA for Oct.	350.70	350.70
78	1 3 " Dec.	350.70	701.40
78	12 22 SSA for	350.70	1051.10
1978	1 3 SSA for Jan.	350.70	1401.80
5	3 " SSA for Feb.	350.70	1752.50
6	4 " " for Mar.	350.70	2103.20
7	5 " " Apr.	350.70	2453.90
8	6 2 " May	350.70	2804.60
9	24 Security Pacific National Bank <small>Cashiers CK # 11770737</small>	648.18	3452.78
10	7 3 SSA for June	373.50	3826.28
11	8 " " July	373.50	4200.78
12	9 1 " " Aug.	373.50	4574.28
13	10 3 " " Sept.	373.50	4947.78
14			
15			
16			
17			
18			
19			
20			
21			
22			
23			
24			
25			
26			
27			
28			
29			
30			
31			
32			
33			
34			
35			
36			
37			
38			
39			
40			

FBI

HELOISE J. HALL

556-12-9058

	1	2	3		
	DATE	SOURCE/EXPLANATION	AMOUNT	BALANCE	PREVIOUS BALANCE
1977	11/3	SSA for Oct.	183.80	183.80	—
2	12/9	Calif. State Auto Assoc. (Cost of Heloise Hall)	29.77	154.03	183.80
3					
4					
5					
6					
7					
8					
9					
10					
11					
12					
13					
14					
15					
16					
17					
18					
19					
20					
21					
22					
23					
24					
25					
26					
27					
28					
29					
30					
31					
32					
33					
34					
35					
36					
37					
38					
39					
40					

12-152

ARTEE HARPER

437-09-5543

COLUMNS WHITE	1			2		3	
	DATE	SOURCE/EXPLANATION	AMOUNT	BALANCE	PREVIOUS BALANCE		
1978	3 10	SSA Ins	129 220	129 220			1
	4 3	SSA for Mar	12 350	141 570	129 220		2
	5 "	" Apr	12 350	153 920	141 570		3
	6 2	" May	12 350	166 270	153 920		4
	7 2	" June	12 350	178 620	166 270		5
	8 1	" Ins	7 20	185 820	178 620		6
	8 3	" July	20 370	206 190	185 820		7
	9 1	" Aug	20 370	226 560	206 190		8
	10 3	" Sept	20 370	246 930	226 560		9
					246 930		10
							11
							12
							13
							14
							15
							16
							17
							18
							19
							20
							21
							22
							23
							24
							25
							26
							27
							28
							29
							30
							31
							32
							33
							34
							35
							36
							37
							38
							39
							40

P-2-11-3

OLLIE B. HARRINGTON

428-70-2459

	1	2	3
	DATE	SOURCE / EXPLANATION	PREVIOUS BALANCE
1977	7 3	SSA for July	
2	9 0	" Aug.	
3	10 3	" Sept.	
4	12 2	" Nov.	
5	11 2	" Oct.	
1978	1 3	" Dec.	
7	2 "	" Jan.	
8	3 0	" Feb.	
9	4 "	" Mar.	
10	5 "	" Apr.	
11	6 2	" May	
12	7 3	" June	
13	8 "	" July	
14	9 1	" Aug.	
15	10 3	" Sept.	
16			
17			
18			
19			
20			
21			
22			
23			
24			
25			
26			
27			
28			
29			
30			
31			
32			
33			
34			
35			
36			
37			
38			
39			
40			

4803 - Bill
RHS - Check

H-2-H-1

ANNIE M. HARRIS

437-26-8365

DATE	SOURCE/EXPLANATION	AMOUNT	BALANCE	PREVIOUS
				BALANCE
1978 4.3	SSA for Mar.	137.80	137.80	-
5.3	" Apr.	137.80	275.60	137.80
9	SSA Ins.	30.80	306.40	275.60
6.2	for May	137.80	444.20	306.40
7.3	" June	146.90	591.10	444.20
8.3	" July	146.90	738.00	591.10
9.1	" Aug.	146.90	884.90	738.00
10.3	* Sept.	146.90	1031.80	884.90
11"	" Oct.	146.90	1178.70	1031.80
12				
13				
14				
15				
16				
17				
18				
19				
20				
21				
22				
23				
24				
25				
26				
27				
28				
29				
30				
31				
32				
33				
34				
35				
36				
37				
38				
39				
40				

F-271-8

DOROTHY L. HARRIS
 (Willie M. Harris)
 253-16-0266

COLUMN	WRITE				
		1	2	3	
DATE	SOURCE/EXPLANATION	AMOUNT	BALANCE	PREVIOUS BALANCE	
1977	9-2 SSA for Aug.	164/10	164/10		
(2	1 VA Pension	57/00	221/10	164/10	
3	10-1 "	57/00	278/10	221/10	
4	3 SSA for Sept	164/10	442/20	278/10	
5	11-1 VA Pension	57/00	499/20	442/20	
6	12-1 "	57/00	556/20	499/20	
(7	2 SSA for Nov.	164/10	720/30	556/20	
1978	1-3 " Dec.	164/10	884/40	720/30	
1978	12-30 VA Pension	57/00	941/40	884/40	
10	11-3 SSA for Oct.	164/10	1105/50	941/40	
1978	2 " Jan.	164/10	1269/60	1105/50	
12	1 VA Pension	161/00	1430/60	1269/60	
13	3-3 SSA for Feb.	164/10	1594/70	1430/60	
14	3-1 VA Pension	61/00	1655/70	1594/70	
15	4-3 SSA for Mar.	164/10	1819/80	1655/70	
16	3-1 VA Pension	61/00	1880/80	1819/80	
(17	5-3 SSA for Apr.	164/10	2044/90	1880/80	
18	5-1 VA Pension	61/00	2105/90	2044/90	
19	6-2 SSA for May	164/10	2269/90	2105/90	
20	30 VA Pension	61/00	2330/90	2269/90	
21	7-6 "	61/00	2391/90	2330/90	
22	7-3 SSA for June	174/80	2566/70	2391/90	
23	8-1 VA Pension	161/00	2727/70	2566/70	
24	3 SSA for July	174/80	2901/50	2727/70	
25	9-1 " Aug.	174/80	3076/30	2901/50	
26	1 VA Pension	61/00	3137/30	3076/30	
(27	10-1 "	61/00	3208/30	3137/30	
28	3 SSA for Sept.	174/80	3383/10	3208/30	
29					
30					
31					
32					
33					
34					
35					
36					
37					
38					
39					
40					

4-27-76

JOSEPHINE HARRIS

357-07-5154

DATE	SOURCE/EXPLANATION	AMOUNT	BALANCE	PREVIOUS BALANCE
1977 9.2	SSA for Aug.	103.00	103.00	
10.3	" Ins.	83.60	190.60	103.00
11.3	" for Oct.	95.30	285.90	190.60
12.2	" Nov.	95.30	381.20	285.90
1978 1.3	" Dec.	95.30	476.50	381.20
2	" Jan.	95.30	571.80	476.50
3	" Feb.	95.30	667.10	571.80
4	" Mar.	95.30	762.40	667.10
5	" Apr.	95.30	857.70	762.40
6.2	" May	95.30	953.00	857.70
7.3	" June	101.60	1054.60	953.00
8	" July	101.60	1156.20	1054.60
9.1	" Aug.	101.60	1257.80	1156.20
10.3	" Sept.	101.60	1359.40	1257.80

H. J. H. 7

MAGNOLIA C. HARRIS

431-18-8980

			1	2	3	
	DATE	SOURCE/EXPLANATION	AMOUNT	BALANCE	PREVIOUS BALANCE	
	1977	10 1 Calif. Butchers' Pension Trust Fund	10500	10500	-	1
	2	11 21 U.S. Postal Service	52437	62937	10500	2
	3	12 1 Calif. Butchers' Pension Trust Fund	10500	73437	62937	3
	1978	1 1 "	10500	84137	73437	4
	5	2 1 "	10500	94637	84137	5
	6	10 U.S. Treasury Postal Data Center	21148	91785	94637	6
	7	12 1 "	53157	149942	91785	7
	8	3 1 Calif. Butchers' Pension Trust Fund	10500	160442	149942	8
	9	7 U.S. Treasury	790423	900865	160442	9
	10	6 16 State of Calif. - tax refund	1729	902594	900865	10
	11	7 9 U.S. Tax Refund	115320		902594	11
	12					12
	13					13
	14					14
	15					15
	16					16
	17					17
	18					18
	19					19
	20					20
	21					21
	22					22
	23					23
	24					24
	25					25
	26					26
	27					27
	28					28
	29					29
	30					30
	31					31
	32					32
	33					33
	34					34
	35					35
	36					36
	37					37
	38					38
	39					39
	40					40

NEVADA HARRIS

465-32-6333

	1	2	3		
	DATE	SOURCE/EXPLANATION	AMOUNT	BALANCE	PREVIOUS BALANCE
1977	83	SSA Tins	16120	16120	-
2	92	" for Ag	16290	32410	16120
3	103	" Tin	16290	48700	32410
4	113	" for Oct.	16290	64990	48700
5	122	" Nov.	16290	81280	64990
1978	13	" Dec	16290	97570	81280
7	2	" Jan.	17660	115230	97570
8	33	" Feb.	17660	132890	115230
9	4	" Mar.	17660	150550	132890
10	5	" Apr.	17660	168210	150550
11	62	" May	17660	185870	168210
12	73	" June	17720	203590	185870
13	8	" July	18220	221810	203590
14	91	" Aug.	18220	240030	221810
15	103	" Sept.	18220	258250	240030
16					
17					
18					
19					
20					
21					
22					
23					
24					
25					
26					
27					
28					
29					
30					
31					
32					
33					
34					
35					
36					
37					
38					
39					
40					

11-27-78

WILLIE M. HARRIS

253-16-0266

DATE	SOURCE/EXPLANATION	AMOUNT	BALANCE	PREVIOUS
				BALANCE
1977	9-2 SSA for Aug.	164.10	164.10	-
10-3	" Sept.	164.10	328.20	164.10
12-2	" Nov.	164.10	492.30	328.20
1978	1-3 " Dec.	164.10	656.40	492.30
1978	11-3 " Oct.	164.10	820.50	656.40
1978	2- " Jan.	164.10	984.60	820.50
3-7	" Feb.	164.10	1148.70	984.60
4- " "	" Mar.	164.10	1312.80	1148.70
5- " "	" Apr.	164.10	1476.90	1312.80
6-2	" May	164.10	1641.00	1476.90
7-3	" June	174.80	1815.80	1641.00
8- " "	" July	174.80	1990.60	1815.80
9- " "	" Aug.	174.80	2165.40	1990.60
10-3	" Sept.	174.80	2340.20	2165.40
11- " "				
12- " "				
13- " "				
14- " "				
15- " "				
16- " "				
17- " "				
18- " "				
19- " "				
20- " "				
21- " "				
22- " "				
23- " "				
24- " "				
25- " "				
26- " "				
27- " "				
28- " "				
29- " "				
30- " "				
31- " "				
32- " "				
33- " "				
34- " "				
35- " "				
36- " "				
37- " "				
38- " "				
39- " "				
40- " "				

W-11

20-2018

EYONIAE P. HAYDEN
 (Rochelle Halkman)
 454-24-9349

DATE	SOURCE/EXPLANATION	AMOUNT	BALANCE	PREVIOUS BALANCE
1977 ¹ 8/3	SSA for July	177.50	177.50	
2 9/2	" Aug	177.50	355.00	177.50
1977 ³ 6/16	US Tax Refund (547-13-0000)	27.36	434.36	355.00
4	" Calif.	41.70	476.16	434.36
5				
6				
7				
8				
9				
10				
11				
12				
13				
14				
15				
16				
17				
18				
19				
20				
21				
22				
23				
24				
25				
26				
27				
28				
29				
30				
31				
32				
33				
34				
35				
36				
37				
38				
39				
40				

4003 - Burf
 8000 - Open

F-24-11

84-100V-78

JOSEPH HELLE

544-24-9228

COLUMN WHITE		1	2	3
DATE	SOURCE/EXPLANATION	AMOUNT	BALANCE	PREVIOUS BALANCE
1978 1 4 3	SSA for Mar.	117.00	117.00	-
2 5 "	" Apr.	140.10	257.10	117.00
3 6 2	" May	140.10	397.20	257.10
4 7 3	" June	149.30		397.20
5 10	SSA Ins.	22.10		
6 8 3	SSA for July	149.30		
7 9 1	" Aug.	149.30		
8 10 3	" Sept.	149.30		
9				
10				
11				
12				
13				
14				
15				
16				
17				
18				
19				
20				
21				
22				
23				
24				
25				
26				
27				
28				
29				
30				
31				
32				
33				
34				
35				
36				
37				
38				
39				
40				

FINISH

MATTIE B. HENDERSON

448-20-4717

COLUMN WRITE ①				1	2	3
	DATE	SOURCE/EXPLANATION	AMOUNT	BALANCE	PREVIOUS BALANCE	
1	19781	6-2 SSA For May	13070	13070		
2					13070	
3						
4						
5						
6						
7						
8						
9						
10						
11						
12						
13						
14						
15						
16						
17						
18						
19						
20						
21						
22						
23						
24						
25						
26						
27						
28						
29						
30						
31						
32						
33						
34						
35						
36						
37						
38						
39						
40						

U-2-H-13

DATE	SOURCE/EXPLANATION	AMOUNT	BALANCE	PREVIOUS BALANCE
1977 6-3	SSA for May	224.90	224.90	-
1978 1-19	SSA Ins.	1,652.00	1,876.90	224.90
2-3	"	252.70	2,129.60	1,876.90
3-3	" for Feb.	232.70	2,362.30	2,129.60
4-4	" Ins.	263.50	2,625.80	2,362.30
5-5	" Apr.	216.40	2,842.20	2,625.80
6-2	" May	240.40	3,082.60	2,842.20
7-3	" June	256.10	3,338.70	3,082.60
8-2	" July	256.10	3,594.80	3,338.70
9-1	" Aug.	256.10	3,850.90	3,594.80
10-3	" Sept.	256.10	4,107.00	3,850.90
				4,107.00

5-2-84-14

EMMA M. HILL

454-24-1452

COLUMN WRITE	DATE	SOURCE/EXPLANATION			PREVIOUS
			AMOUNT	BALANCE	BALANCE
1977 1	9-2	SSA for Aug.	137.20	137.20	--
2	2-7	SSA Ins.	696.00	833.20	137.20
3	3-3	SSA for Feb.	137.20	970.40	833.20
4	4 "	" Mar.	137.20	1107.60	970.40
5	5 "	" Apr.	137.20	1244.80	1107.60
6	6-2	" May	137.20	1382.00	1244.80
7	7-3	" June	146.20		1382.00
8	8 "	" July	146.20		
9	9-1	" Aug.	146.20		
10	10-3	" Sept.	146.20		
11					
12					
13					
14					
15					
16					
17					
18					
19					
20					
21					
22					
23					
24					
25					
26					
27					
28					
29					
30					
31					
32					
33					
34					
35					
36					
37					
38					
39					
40					

EMMA M. HILL

OSIALEE HILTON

00512-411

	1	2	3			
	DATE	SOURCE/EXPLANATION	AMOUNT	BALANCE	PREVIOUS BALANCE	
1977	9 1	VA Pension	125.00	125.00		1
2	11 1	"	125.00	250.00	125.00	2
3	2	"	125.00	375.00	250.00	3
4	12 1	"	125.00	500.00	375.00	4
5	30	"	125.00	625.00	500.00	5
1978	2 1	"	133.00	758.00	625.00	6
3	3 1	"	133.00	891.00	758.00	7
8	3 1	"	133.00	1024.00	891.00	8
9	5 1	"	133.00	1157.00	1024.00	9
10	6 1	"	133.00	1290.00	1157.00	10
11	6 3	"	133.00	1423.00	1290.00	11
12	8 1	"	133.00			12
13	9 1	"	133.00			13
14	10 1	"	133.00			14
15						15
16						16
17						17
18						18
19						19
20						20
21						21
22						22
23						23
24						24
25						25
26						26
27						27
28						28
29						29
30						30
31						31
32						32
33						33
34						34
35						35
36						36
37						37
38						38
39						39
40						40

4003 - Buff
4003 - Green

12-1-78

Hazel Horne

200-20-0447

DATE	SOURCE / EXPLANATION	AMOUNT	BALANCE	PREVIOUS BALANCE
1977 8-17	SSA Jms.	183.00	183.00	-
9-2	"	91.50	274.50	183.00
19	"	215.80	490.30	274.50
10-17	"	114.30	604.60	490.30
11-3	SSA for Oct.	114.30	718.90	604.60
12-2	" Nov.	114.30	833.20	718.90
1978 1-3	" Dec.	114.30	947.50	833.20
2	" Jan.	114.30	1061.80	947.50
9	" Feb.	114.30	1176.10	1061.80
10	" Mar.	114.30	1290.40	1176.10
11	" Apr.	114.30	1404.70	1290.40
12	" May	114.30	1519.00	1404.70
13	" June	121.80	1640.80	1519.00
14	" July	121.80	1762.60	1640.80
15	" Aug.	121.80	1884.40	1762.60
16	" Sept.	121.80	2006.20	1884.40
17				
18				
19				
20				
21				
22				
23				
24				
25				
26				
27				
28				
29				
30				
31				
32				
33				
34				
35				
36				
37				
38				
39				
40				

11/17/77

PATRICIA & JUDY HOUSTON

COLUMN WRITE		1	2	3
DATE	SOURCE/EXPLANATION	AMOUNT	BALANCE	PREVIOUS BALANCE
1978 2-3	Phyllis Houston - SSA	745.20	745.20	
3-14	" "	745.20	1490.40	745.20
3-29	" "	745.20	2235.60	1490.40
4-5	" "	745.20	2980.80	2235.60
5-6	" "	745.20	3726.00	2980.80
6-30	" "	745.20	4471.20	3726.00
7-8	" "	793.60	5264.80	4471.20
8-9	" "	793.60	6058.40	5264.80
9-10	" "	793.60	6852.00	6058.40
10-11	" "	793.60	7645.60	6852.00
11				7645.60
12				
13				
14				
15				
16				
17				
18				
19				
20				
21				
22				
23				
24				
25				
26				
27				
28				
29				
30				
31				
32				
33				
34				
35				
36				
37				
38				
39				
40				

4-2-78

C

C

C



INSURANCE CONSULTANTS LTD.

G#

REFUNDS

COLUMN	WRITE	DATE	SOURCE/EXPLANATION	AMOUNT	BALANCE		PREVIOUS
					BALANCE	BALANCE	
1978	1	1-23	Amelia Tardy	9	24315	24315	—
	2	1-22	Walter Williams	"	18970	43285	24315
	3	1-5	Helen Swinney	"	10000	33285	43285
	4	5-11	Arksa Wright	"	3125	11960	33285
1977	5	7-25	Marceline Jones	"	14275		11960
	6	"	"	"	4325		
	7						
	8						
	9						
	10						
	11						
	12						
	13						
	14						
	15						
	16						
	17						
	18						
	19						
	20						
	21						
	22						
	23						
	24						
	25						
	26						
	27						
	28						
	29						
	30						
	31						
	32						
	33						
	34						
	35						
	36						
	37						
	38						
	39						
	40						

Handwritten signature and date:
 [Signature]
 5-11

BEATRICE A. JACKSON

557-34-9632

	1	2	3		
	DATE	SOURCE/EXPLANATION	AMOUNT	BALANCE	PREVIOUS BALANCE
1977	7 1	SSA for June	19140	19140	-
2	8 3	July	19140	38280	19140
3	9 2	" Aug.	19140	57420	38280
4	11 10	" Sep.	99280	95700	57420
5	12 2	"	19140	144840	95700
1978	6 1 3	" for Dec.	13800	13800	144840
7	2 "	" Jan.	18370	150310	13800
8	3 "	" Feb.	18370	169180	150310
9	4 "	" Mar.	18370	187550	169180
10	5 "	" Apr.	18370	205920	187550
11	6 2	" May	18370	224290	205920
12	7 3	" June	19570		224290
13	8 "	" July	19570		
14	9 1	" Aug.	19570		
15	10 3	" Sept.	19570		
16					
17					
18					
19					
20					
21					
22					
23					
24					
25					
26					
27					
28					
29					
30					
31					
32					
33					
34					
35					
36					
37					
38					
39					
40					

51
82

DAVE B. JACKSON

435-05-5208

	1	2	3			
	DATE	SOURCE/EXPLANATION	AMOUNT	BALANCE	PREVIOUS BALANCE	
1972	12 5	Bank of Montreal	535.80	535.80		1
21	4 25	"	1102.40	1638.20	535.80	2
28	6 2	SSA Inc.	282.60	1920.80	1638.20	3
4	7 3	"	307.10		1920.80	4
5	8 "	" for July	307.10			5
6	9 31	" Aug.	307.10			6
7	10 3	" Sept.	307.10			7
8	11 13	Bank of Montreal (final balance)	541.20			8
9						9
10						10
11						11
12						12
13						13
14						14
15						15
16						16
17						17
18						18
19						19
20						20
21						21
22						22
23						23
24						24
25						25
26						26
27						27
28						28
29						29
30						30
31						31
32						32
33						33
34						34
35						35
36						36
37						37
38						38
39						39
40						40

4008 - Blue
4009 - Green

435-05-5208

DONALD JACKSON

438-64-3394

	1	2	3			
	DATE	SOURCE/EXPLANATION	AMOUNT	BALANCE	PREVIOUS BALANCE	
1977	11 3	SSA for Oct.	464.50	464.50	-	1
2	12 2	" Nov.	464.50	929.00	464.50	2
3	1 3	" Dec.	464.50	1393.50	929.00	3
4	2 "	" Jan.	464.50	1858.00	1393.50	4
5	3 "	" Feb.	464.50	2322.50	1858.00	5
6	5 "	" Apr.	464.50	2787.00	2322.50	6
7	6 2	" May	464.50	3251.50	2787.00	7
8	4 3	" Mar.	464.50	3716.00	3251.50	8
9	7 3	" June	463.40		3716.00	9
10	8 "	" Ths.	50.290			10
11	9 1	" Aug.	474.70			11
12	10 3	" Sept.	494.70			12
13						13
14						14
15						15
16						16
17						17
18						18
19						19
20						20
21						21
22						22
23						23
24						24
25						25
26						26
27						27
28						28
29						29
30						30
31						31
32						32
33						33
34						34
35						35
36						36
37						37
38						38
39						39
40						40

4803 - Bill
8803 - Copy

438-64-3394

GLADYS JACKSON

465-20-0703

			1	2	3	
	DATE	SOURCE/EXPLANATION	AMOUNT	BALANCE	PREVIOUS BALANCE	
	1977	1 1 Building Services Employees Pension Trust	17.00	17.00		1
	2 7 31 L.A. County Employees Retirement Assoc.	265.76	282.76	17.00		2
	3 8 31 " "	265.76	548.52	282.76		3
	4 9 1 Building Services Employees Pension Trust	17.00	565.52	548.52		4
	5 10 1 " "	17.00	582.52	565.52		5
	6 9 30 L.A. County Employees Retirement Assoc.	265.76	848.28	582.52		6
	7 10 31 " "	265.76	1114.04	848.28		7
	8 12 15 Building Services Employees Pension Trust	34.00	1148.04	1114.04		8
1978	1 1 " "	17.00	1265.04	1148.04		9
	10 2 1 " "	17.00	1282.04	1265.04		10
1979	11 30 L.A. County Employees Retirement Assoc.	265.76	1547.80	1282.04		11
	12 12 31 " "	265.76	1813.56	1547.80		12
	13 3 1 Building Services Employees Pension	17.00	1830.56	1813.56		13
	14 1 31 L.A. County Employees Retirement Assoc.	265.76	2096.32	1830.56		14
	15 2 23 " "	265.76	2362.08	2096.32		15
	16 4 1 Building Services Employees Pension	17.00	2379.08	2362.08		16
	17 5 1 " "	17.00	2396.08	2379.08		17
	18 6 1 " "	17.00	2413.08	2396.08		18
	19 3 31 LA County	265.76	2678.84	2413.08		19
	20 4 30 " "	274.35	2953.19	2678.84		20
	21 6 1 Building Services	17.00	2970.19	2953.19		21
	22 7 1 " "	17.00		2970.19		22
	23 6 30 LA County	274.35				23
	24 5 31 " "	274.35				24
	25					25
	26					26
	27					27
	28					28
	29					29
	30					30
	31					31
	32					32
	33					33
	34					34
	35					35
	36					36
	37					37
	38					38
	39					39
	40					40

LETICIA L. JACKSON
 (Rosa L. Jackson)
 449-33-8571

DATE	SOURCE/EXPLANATION	AMOUNT	BALANCE	PREVIOUS BALANCE
1977 11-17	SSA Ins.	153.40	153.40	
1978 1-3	" for Dec.	56.60	210.00	153.40
3	" Ins.	27.30	247.30	210.00
4 10-10	"	274.20	522.00	247.30
5				522.00
6				
7				
8				
9				
10				
11				
12				
13				
14				
15				
16				
17				
18				
19				
20				
21				
22				
23				
24				
25				
26				
27				
28				
29				
30				
31				
32				
33				
34				
35				
36				
37				
38				
39				
40				

31
32
33
34
35
36
37
38
39
40

LUVENIA JACKSON

435-05-5208

1	2	3		
DATE	SOURCE/EXPLANATION	AMOUNT	BALANCE	PREVIOUS BALANCE
1937	2 5 Bank of Montreal	610 00	610 00	
78	4 25 " "	556 40	1166 40	610 00
8	7 3 SSA Ins.	138 20		
8	8 " "	138 20		
5	9 1 SSA for Aug.	138 20		
6	10 3 " Sept.	138 20		
8	11 13 Bank of Montreal (final balance)	560 00		
9				
10				
11				
12				
13				
14				
15				
16				
17				
18				
19				
20				
21				
22				
23				
24				
25				
26				
27				
28				
29				
30				
31				
32				
33				
34				
35				
36				
37				
38				
39				
40				

4803 - Bill
4803 - Over

435-05-5208

Rosa L. Jackson

449-38-8571

	1	2	3	
	DATE	SOURCE/EXPLANATION	AMOUNT	PREVIOUS BALANCE
1	1978	12 12 SSA Ins.	153 40	153 40
2	27	" "	56 40	209 80
3	13	" "	37 80	247 60
4	"	" for Dec.	56 60	304 20
5	9	" SSA Ins.	37 80	342 00
6	13	SSA for Jan.	56 60	398 60
7	10 10	SSA Ins.	37 00	435 60
8				435 60
9				
10				
11				
12				
13				
14				
15				
16				
17				
18				
19				
20				
21				
22				
23				
24				
25				
26				
27				
28				
29				
30				
31				
32				
33				
34				
35				
36				
37				
38				
39				
40				

4803 - Bull
9803 - Green

6/4
5
4

LAVANA JAMES

467-52-1190

	1	2	3	
	DATE	SOURCE/EXPLANATION	AMOUNT	PREVIOUS BALANCE
1977	12 2	SSA for Nov.	10270	10270
28	1 3	Dec.	10270	20540
	2 3	Jan.	10270	30810
	4 19	" Ins.	2850	33660
	5 43	" Mar.	10270	43930
	6 3	" Feb.	10270	54200
	7 5			
	8 6	May	10270	
	9 9	June	10270	
	10 8	July	10270	
	11 9	Aug.	10270	
	12 10	Sept.	10270	
	13			
	14			
	15			
	16			
	17			
	18			
	19			
	20			
	21			
	22			
	23			
	24			
	25			
	26			
	27			
	28			
	29			
	30			
	31			
	32			
	33			
	34			
	35			
	36			
	37			
	38			
	39			
	40			

467-52-1190

MARGARET V. JAMES

124-16-6941

	1	2	3		
	DATE	SOURCE/EXPLANATION	AMOUNT	BALANCE	PREVIOUS BALANCE
1937	7 27	National Life & Accident Ins. Co.	5232	5232	
2	7 9	SSA Ins.	3121.70	2110.52	2072
3	6 2	" for May	30970	34821.2	31324.22
4	7 3	" June	35780		34821.2
5	8 "	" July	33780		
6	9 1	" Aug.	32380		
7	8 24	SSA Ins.	2460		
8	12 3	SSA for Sept.	33600		
9					
10					
11					
12					
13					
14					
15					
16					
17					
18					
19					
20					
21					
22					
23					
24					
25					
26					
27					
28					
29					
30					
31					
32					
33					
34					
35					
36					
37					
38					
39					
40					

4809 - Built
#809 - Open

118

EARTIS JEFFERY
 450-20-4230 04-533-213
 CSA 1307324

1	2	3	4	5	6
DATE		SOURCE/EXPLANATION	AMOUNT	BALANCE	PREVIOUS BALANCE
1977	8	1 VA Pension	11,110	11,110	-
	2	1 CSA Annuity	26810	37920	11,110
	3	10 1 VA Pension	1,432	39352	37920
1978	1	1 1 SSA Jan.	12520	106912	39352
	5	2 2 SSA for Jan.	12520	119492	106912
1978	11	2 1 Calif. State Auto Assoc.	2267	121759	119492
	7	3 3 SSA for Feb.	12520	134279	121759
	8	4 " " Mar.	12520	146799	134279
	9	5 " " Apr.	12520	159319	146799
	10	4 CSA Annuity	251554	4111053	159319
	11	6 1 "	28426	439529	4111053
	12	2 SSA for May	12520	452059	439529
	13	3 1 CSA Annuity	28426	480485	452059
	14	3 1 SSA for June	13410	493895	480485
	15	8 1 CSA Annuity	28426	522321	493895
	16	3 3 SSA for July	13410	535731	522321
	17	9 1 " Aug.	13410	549141	535731
	18	1 1 CSA Annuity	28426	577567	549141
	19	10 2 SSA for Sept	13410	590977	577567
	20	2 2 CSA Annuity	28426	619403	590977
	21				
	22				
	23				
	24				
	25				
	26				
	27				
	28				
	29				
	30				
	31				
	32				
	33				
	34				
	35				
	36				
	37				
	38				
	39				
	40				

R
 5
 7

FARTIS & MARGRETTE JEFFERY

450-20-4230

			1	2	3	
	DATE	SOURCE/EXPLANATION	AMOUNT	BALANCE	PREVIOUS BALANCE	
	1977	8 3	SSA for July	19,540	19,540	1
	1977	1 16	State of Calif Tax Refund (45500-2225)	7700	27,240	2
	3				27,240	3
	4					4
	5					5
	6					6
	7					7
	8					8
	9					9
	10					10
	11					11
	12					12
	13					13
	14					14
	15					15
	16					16
	17					17
	18					18
	19					19
	20					20
	21					21
	22					22
	23					23
	24					24
	25					25
	26					26
	27					27
	28					28
	29					29
	30					30
	31					31
	32					32
	33					33
	34					34
	35					35
	36					36
	37					37
	38					38
	39					39
	40					40

4-8-5 P

MARGARETTE JEFFERY

450-20-4230

	1	2	3		
	DATE	SOURCE/EXPLANATION	AMOUNT	BALANCE	PREVIOUS BALANCE
1972	1 4	SSA Ins.	309.50	309.50	-
2	2 3	SSA for Jan.	61.90	371.40	309.50
3	3 "	" Feb.	61.90	433.30	371.40
4	4 "	" Mar.	61.90	495.20	433.30
5	5 "	" Apr.	61.90	557.10	495.20
6	6 2	" May	61.90	619.00	557.10
7	7 3	" June	66.00	685.00	619.00
8	8 "	" July	66.00	751.00	685.00
9	9 1	" Aug.	66.00	817.00	751.00
10	10 3	" Sept.	66.00	883.00	817.00
11					
12					
13					
14					
15					
16					
17					
18					
19					
20					
21					
22					
23					
24					
25					
26					
27					
28					
29					
30					
31					
32					
33					
34					
35					
36					
37					
38					
39					
40					

4803 - Blue
4803 - Green

P. J. J.

BERDA T. JOHANSON

564-16-4496

DATE	SOURCE/EXPLANATION	AMOUNT	BALANCE	PREVIOUS BALANCE
1977	8 2 U.S.A. Postal MO, F.P. Barker, Rent	19.00	19.00	1
2	2 " " " " " "	10.00	29.00	19.00
3	9 2 SSA for Aug.	10.60	39.60	29.00
4	10 1 VA Pension	50.40	90.00	39.60
5	4 3 SSA for	10.60	100.60	90.00
6	9 1 VA Pension	50.40	151.00	100.60
7	11 3 SSA for Oct.	10.60	161.60	151.00
8	12 1 VA Pension	50.40	212.00	161.60
9	2 2 SSA for Nov.	10.60	222.60	212.00
1978	1 3 " Dec.	10.60	233.20	222.60
11	2 " " Jan.	10.60	243.80	233.20
12	1 VA Pension	50.40	294.20	243.80
1979	2 30 " "	50.40	344.60	294.20
14	3 1 " "	50.40	395.00	344.60
15	3 3 SSA for Feb.	10.60	405.60	395.00
16	3 1 VA Pension	50.40	456.00	405.60
17	4 3 SSA for Mar.	10.60	466.60	456.00
18	5 0 " Apr.	10.60	477.20	466.60
19	1 VA Pension	50.40	527.60	477.20
20	6 1 " "	50.40	578.00	527.60
21	2 2 SSA for May	10.60	588.60	578.00
22	7 3 " June	10.60	599.20	588.60
23	6 30 VA Pension	50.40	649.60	599.20
24	8 1 " "	50.40	700.00	649.60
25	3 3 SSA for July	10.60	710.60	700.00
26	9 1 VA Pension	50.40	761.00	710.60
27	1 1 SSA for Aug.	10.60	771.60	761.00
28	10 3 " Sept.	10.60	782.20	771.60
29				
30				
31				
32				
33				
34				
35				
36				
37				
38				
39				
40				

B.T.J.

EARL J. JOHNSON

440-12-6910

	1	2	3
DATE	SOURCE / EXPLANATION	AMOUNT	PREVIOUS BALANCE
1933 1	7 26 City of Los Angeles	418 31	418 31
2	8 3 SSA Ins.	8 90	427 21
3	31 City of L.A.	418 31	845 52
4	9 2 SSA for Aug.	11 430	956 92
5	27 City of L.A.	418 31	1375 23
6	10 3 SSA Ins.	11 430	1489 53
7	10 25 City of LA	418 31	1907 84
8	11 3 SSA for Oct.	11 430	2022 14
9	23 City of L.A.	418 31	2440 45
10	18 2 SSA for Nov.	11 430	2554 75
11	31 City of L.A.	418 31	2973 06
12	1 3 SSA for Dec.	11 430	3087 36
13	12 22 SSA Ins.	9 30	3096 66
14	2 3 SSA for Jan.	12 2 00	3098 66
15	1 31 City of L.A.	418 31	3516 97
16	2 23 "	418 31	3935 28
17	3 3 SSA for Feb.	12 2 00	4057 28
18	4 "	12 2 00	4279 28
19	5 " Apr	12 2 00	4401 28
20	4 30 City of LA	418 31	4819 59
21	6 2 SSA for May	12 2 00	4941 59
22	5 31 City of LA	418 31	5360 00
23	7 2 SSA for June	12 2 00	5482 00
24	6 30 City of LA	418 31	5900 31
25	7 31 "	4 3 86	
26	8 3 SSA for July	12 2 00	
27	9 1 " Aug.	12 2 00	
28	8 21 City of L.A.	430 86	
29	10 2 SSA for Sept.	12 2 00	
30	9 30 City of LA	13 2 86	
31	10 21 City of LA	422 86	
32			
33			
34			
35			
36			
37			
38			
39			
40			

K
Y
A

GARNETT B. JOHNSON

500-18-1647

			1	2	3	
	DATE	SOURCE / EXPLANATION	AMOUNT	BALANCE	PREVIOUS BALANCE	
1977	6 3	SSA for May	216.50	216.50	--	1
2	8 3	July	229.30	445.80	216.50	2
3	9 2	Aug.	239.30	685.10	445.80	3
1978	5 3	SSA "Ind."	329.30	1014.40	685.10	4
5	4 10	"	160.70	1175.10	1014.40	5
6	6 2	" for May	229.30	1404.40	1175.10	6
7	7 3	" June	244.20	1648.60	1404.40	7
8	8 "	" July	244.20	1892.80	1648.60	8
9	9 1	" Aug.	244.20	2137.00	1892.80	9
10	10 3	" Sept.	244.20	2381.20	2137.00	10
11						11
12						12
13						13
14						14
15						15
16						16
17						17
18						18
19						19
20						20
21						21
22						22
23						23
24						24
25						25
26						26
27						27
28						28
29						29
30						30
31						31
32						32
33						33
34						34
35						35
36						36
37						37
38						38
39						39
40						40

4803 - Bufl
4803 - Over

2-15-78

HELEN JOHNSON

437-38-6630

	1	2	3	
	DATE	SOURCE/EXPLANATION	AMOUNT	PREVIOUS BALANCE
1977	8 3	SSA for July	13270	13270
2	16 3	" Sept.	13270	13270
1978	7 18	SSA Tax	130410	154980
4	8 3	"	13270	154980
5	2	Calif. State Automobile Association	852	
6	9 1	SSA for Aug.	13270	
7	10 3	" Sept.	13270	
8	2	SSA Tax	820	
9				
10				
11				
12				
13				
14				
15				
16				
17				
18				
19				
20				
21				
22				
23				
24				
25				
26				
27				
28				
29				
30				
31				
32				
33				
34				
35				
36				
37				
38				
39				
40				

4403 - Buil
8803 - Green

6-7-78

43403 EYE CASE
45703 20720 BUFF
NATIONAL

JESSIE JOHNSON

440-26-1423

	1	2	3		
	DATE	SOURCE/EXPLANATION	AMOUNT	BALANCE	PREVIOUS BALANCE
1978	9 21	SSA Tas.	280830	280830	
2	10 3	"	40200	321030	280830
3					321030
4					
5					
6					
7					
8					
9					
10					
11					
12					
13					
14					
15					
16					
17					
18					
19					
20					
21					
22					
23					
24					
25					
26					
27					
28					
29					
30					
31					
32					
33					
34					
35					
36					
37					
38					
39					
40					

4-2-5-16

MAHALEY JOHNSON

457-38 5678

DATE	SOURCE/EXPLANATION	1		2		3	
		AMOUNT	BALANCE	AMOUNT	BALANCE	PREVIOUS BALANCE	
1977 1 9.2	SSA for Aug.	214.80	214.80				1
2 10.3	" for Sep.	214.80	429.60			214.80	2
3 11.3	" for Oct.	214.80	644.40			429.60	3
4 12.2	" Nov.	214.80	859.20			644.40	4
1978 5 1.3	" Dec.	214.80	1074.00			859.20	5
1977 6 12.22	SSA Inv.	15.30	1089.30			1074.00	6
7 2.3	" for Jan.	222.50	1311.80			1089.30	7
8 3 "	" Feb.	222.50	1534.30			1311.80	8
9 4 "	" Mar.	222.50	1756.80			1534.30	9
10 5 "	" Apr.	222.50	1979.30			1756.80	10
11 6.2	" May	222.50	2201.80			1979.30	11
12 7.3	" June	233.10	2434.90			2201.80	12
13 8 "	" July	233.10	2668.00			2434.90	13
14 9.1	" Aug.	233.10	2901.10			2668.00	14
15 10.3	" Sept.	233.10	3134.20			2901.10	15
16							16
17							17
18							18
19							19
20							20
21							21
22							22
23							23
24							24
25							25
26							26
27							27
28							28
29							29
30							30
31							31
32							32
33							33
34							34
35							35
36							36
37							37
38							38
39							39
40							40

K 7-15-17

ROBERT JOHNSON

			1	2	3	
	DATE	SOURCE/EXPLANATION	AMOUNT	BALANCE	PREVIOUS BALANCE	
	1977					
	1	ILWU-PMA Pension & Welfare Benefits	329.70	329.70	-	1
	2	Blue Shield, Medicare	38.40	368.10	329.70	2
	3	"	21.60	346.50	368.10	3
	4	"	51.28	295.22	346.50	4
	5	ILWU-PMA Pension & Welfare Benefits	329.70	624.92	295.22	5
	6	Bank of Montreal	409.08	1546.08	624.92	6
	7	ILWU-PMA Pension & Welfare Benefits	229.70	1775.38	1546.08	7
	8	"	329.70	1905.08	1775.38	8
	9	"	329.70	1575.38	1905.08	9
	1978					
	1	"	329.70	1844.68	1575.38	10
	11	"	229.70	2194.38	1844.68	11
	12	"	329.70	2524.08	2194.38	12
	13	"	329.70	2853.78	2524.08	13
	14	25 Bank of Montreal	1222.10	4075.88	2853.78	14
	15	5 ILWU-PMA	329.70	4405.58	4075.88	15
	16	6 "	329.70	4735.28	4405.58	16
	17	7 "	329.70	5064.98	4735.28	17
	18	8 "	329.70	5404.68	5064.98	18
	19	9 "	468.20	5872.88	5404.68	19
	20	10 "	276.20	6149.08	5872.88	20
	21	11 ILWU-PMA	276.20	6425.28	6149.08	21
	22	13 Bank of Montreal	1835.40	8260.68	6425.28	22
	23					23
	24					24
	25					25
	26					26
	27					27
	28					28
	29					29
	30					30
	31					31
	32					32
	33					33
	34					34
	35					35
	36					36
	37					37
	38					38
	39					39
	40					40

22-5-78

RUBY L. JOHNSON

464-50-9154

COLUMN	WHITE	DATE	SOURCE/EXPLANATION	AMOUNT	BALANCE	PREVIOUS BALANCE	
		1972					
		3/13	SSA Ins.	97.140	97.140	-	1
		4/3	SSA for Mar	198.90	1170.30	97.140	2
		5	" Apr	198.90	1369.20	1170.30	3
		6/2	" May	198.90	1568.10	1369.20	4
		7/3	" June	211.90		1568.10	5
		8	" July	211.90			6
		9/1	" Aug.	211.90			7
		10/2	" Sept.	211.90			8
							9
							10
							11
							12
							13
							14
							15
							16
							17
							18
							19
							20
							21
							22
							23
							24
							25
							26
							27
							28
							29
							30
							31
							32
							33
							34
							35
							36
							37
							38
							39
							40

4-2-79

EARNEST JONES

426-48-7837

DATE	SOURCE/EXPLANATION	AMOUNT	BALANCE	PREVIOUS
				BALANCE
1978 1	1-10 City of L.A.	213.42	213.42	-
2	2-6 "	76.74	290.16	213.42
3	6-2 State of Calif - tax refund 426-48-7837	172.21	462.37	290.16
4	5-26 US " (Earnest Jones)	168.100	214.247	462.37
5				
6				
7				
8				
9				
10				
11				
12				
13				
14				
15				
16				
17				
18				
19				
20				
21				
22				
23				
24				
25				
26				
27				
28				
29				
30				
31				
32				
33				
34				
35				
36				
37				
38				
39				
40				

K-2-5-20

ELIZA JONES

576-28-8756

1978	DATE	SOURCE/EXPLANATION	AMOUNT	BALANCE	PREVIOUS BALANCE
1	5-1	SSA Ind.	1379.40	1379.40	-
2	6-2	for May	114.30	1503.70	1379.40
3	7-3	June	121.80		1503.70
4	8 "	July	121.80		
5	9-1	Aug.	121.80		
6	10-3	Sept.	121.80		
7					
8					
9					
10					
11					
12					
13					
14					
15					
16					
17					
18					
19					
20					
21					
22					
23					
24					
25					
26					
27					
28					
29					
30					
31					
32					
33					
34					
35					
36					
37					
38					
39					
40					

H-2-5-21

NANCY M. JONES

430-70-3159

COLUMN	DATE	SOURCE/EXPLANATION	AMOUNT	BALANCE	PREVIOUS
					BALANCE
1	19781	6-2 SSA for May	8470	8470	
2		4-3 " Mar.	8470	16940	8470
3		7-3 " June	19030		16940
4		8-11 " July			
5		9-1 " Aug.	9030		
6		10-3 " Sept.	9030		
7					
8					
9					
10					
11					
12					
13					
14					
15					
16					
17					
18					
19					
20					
21					
22					
23					
24					
25					
26					
27					
28					
29					
30					
31					
32					
33					
34					
35					
36					
37					
38					
39					
40					

4-2-5-12

DESSIE JORDAN

547-28-9325

DATE	SOURCE / EXPLANATION	AMOUNT	BALANCE	PREVIOUS BALANCE
1977	8-3 SSA for July	181.70	181.70	
2	10-3 " " Sept.	181.70	363.40	181.70
3	9-2 " " Aug.	181.70	545.10	363.40
4	12-2 " " Nov.	174.00	719.10	545.10
5	11-3 SSA for Dec.	166.30	885.40	719.10
1978	1-2 " " Jan.	174.00	1059.40	885.40
7	2 " " Feb.	174.00	1233.40	1059.40
8	3 " " Mar.	174.00	1407.40	1233.40
9	4 " " Apr.	174.00	1581.40	1407.40
10	5 " " May	174.00	1755.40	1581.40
11	6-2 " " June	174.00	1929.40	1755.40
12	7-3 " " July	174.00	2103.40	1929.40
13	8 " " Aug.	174.00	2277.40	2103.40
14	9-1 " " Sept.	174.00	2451.40	2277.40
15	10-3 " " Oct.	174.00	2625.40	2451.40
16				
17				
18				
19				
20				
21				
22				
23				
24				
25				
26				
27				
28				
29				
30				
31				
32				
33				
34				
35				
36				
37				
38				
39				
40				

11-2-78

FANNIE JORDAN

43356-1779

DATE	SOURCE/EXPLANATION	AMOUNT	BALANCE			PREVIOUS BALANCE	
1978 9/1	SSA for Aug.	214.20	214.20			-	1
10/2	SSA Ths.	9.20	223.40			214.20	2
3	SSA for Sept.	214.20	437.60			223.40	3
4	PI Laura Thompson (gift)	10.00	447.60			437.60	4
5						447.60	5
6							6
7							7
8							8
9							9
10							10
11							11
12							12
13							13
14							14
15							15
16							16
17							17
18							18
19							19
20							20
21							21
22							22
23							23
24							24
25							25
26							26
27							27
28							28
29							29
30							30
31							31
32							32
33							33
34							34
35							35
36							36
37							37
38							38
39							39
40							40

R 2-5-79

EMMA JURADO

434-24-0616

	1	2	3	
DATE	SOURCE/EXPLANATION	AMOUNT	BALANCE	PREVIOUS BALANCE
19751				
7 5	SSA for June	225.70	225.70	-
2	8 4 July	225.70	451.40	225.70
3	9 1 Aug.	225.70	677.10	451.40
4	10 3 Sept.	225.70	902.80	677.10
5				902.80
6				
7				
8				
9				
10				
11				
12				
13				
14				
15				
16				
17				
18				
19				
20				
21				
22				
23				
24				
25				
26				
27				
28				
29				
30				
31				
32				
33				
34				
35				
36				
37				
38				
39				
40				

4-2-5195



K

ROSA L. KEATON

563-30-9822

	1	2	3
	DATE	SOURCE / EXPLANATION	PREVIOUS
			BALANCE
1937	8 3	SSA for July	330.50
2	9 2	" Ins.	661.00
3	10 2	" for Sept.	991.50
4	11 3	" Oct.	1322.00
5	12 2	" Nov.	1652.50
1938	1 2	" Dec.	1983.00
7	2 "	Jan.	2313.50
8	3 "	Feb.	2644.00
9	11 15	International Telephone & Telegraph ^{Reg. + Trans.}	1.00
10	4 3	SSA for Mar.	2974.50
11	5 "	" Apr.	3305.00
12	2 1	TTT	1.00
13	6 2	SSA for May	3635.50
14	7 1	TTT	1.00
15	3	SSA Ins.	3976.50
16	8 "	" for July	4307.00
17	9 1	" Aug.	4637.50
18	10 3	" Sept.	4968.00
19	8 17	TTT	1.00
20	10 1	"	1.00
21			
22			
23			
24			
25			
26			
27			
28			
29			
30			
31			
32			
33			
34			
35			
36			
37			
38			
39			
40			

35403 EYE EASE
45-703 20720 BUFF
MAY 1988

KEATON, TOMMIE S.

452-07-3010

DATE	SOURCE/EXPLANATION	AMOUNT	BALANCE	PREVIOUS BALANCE
1977	8 3 SSA for July	321.60	321.60	-
2	9 2 " " " " " "	321.60	643.20	321.60
3	10 3 " " " " " "	321.60	964.80	643.20
4	11 3 " " " " " "	321.60	1286.40	964.80
5	12 2 " " " " " "	321.60	1608.00	1286.40
1978	1 3 " " " " " "	321.60	1929.60	1608.00
7	2 " " " " " "	321.60	2251.20	1929.60
8	3 " " " " " "	321.60		2251.20
9	3 3 " " " " " "	321.60		
10	5 " " " " " "	321.60		
11	6 2 " " " " " "	321.60		
12	7 3 " " " " " "	321.60		
13	8 " " " " " "	321.60		
14	9 1 " " " " " "	321.60		
15	10 3 " " " " " "	321.60		
16				
17				
18				
19				
20				
21				
22				
23				
24				
25				
26				
27				
28				
29				
30				
31				
32				
33				
34				
35				
36				
37				
38				
39				
40				

OK

VIOLA B. KELLEY

429-09-5056

	1	2	3		
	DATE	SOURCE/EXPLANATION	AMOUNT	BALANCE	PREVIOUS BALANCE
1978	10 3	SSA for Sept.	21540	21540	111
2					21540
3					
4					
5					
6					
7					
8					
9					
10					
11					
12					
13					
14					
15					
16					
17					
18					
19					
20					
21					
22					
23					
24					
25					
26					
27					
28					
29					
30					
31					
32					
33					
34					
35					
36					
37					
38					
39					
40					

R-2-K-9

ELFREIDA KENDALL

453-28-7961

			1	2	3	
	DATE	SOURCE / EXPLANATION	AMOUNT	BALANCE	PREVIOUS BALANCE	
1937	7 1	SSA for June	226.50	226.50	--	1
	2 30	July	226.50	453.00	226.50	2
	3 31	" Aug.	226.50	679.50	453.00	3
	4 10 3	" Sept.	226.50	906.00	679.50	4
	5 11 3	" Oct.	226.50	1132.50	906.00	5
	6 18 3	" Nov.	226.50	1359.00	1132.50	6
1938	7 1 3	Dec.	226.50	1585.50	1359.00	7
	8 2 "	Jan.	226.50	1812.00	1585.50	8
	9 3 "	Feb.	226.50		1812.00	9
	10 4 "	Mar.	226.50			10
	11 5 "	Apr.	226.50			11
	12 6 2	May	226.50			12
	13 7 3	June	241.30			13
	14 8 "	July	241.30			14
	15 9 1	Aug.	241.30			15
	16 10 3	Sept.	241.30			16
	17					17
	18					18
	19					19
	20					20
	21					21
	22					22
	23					23
	24					24
	25					25
	26					26
	27					27
	28					28
	29					29
	30					30
	31					31
	32					32
	33					33
	34					34
	35					35
	36					36
	37					37
	38					38
	39					39
	40					40

KENDALL

EMMA A. KENNEDY

487-03-4621

		1	2	3
				PREVIOUS
DATE	SOURCE/EXPLANATION	AMOUNT	BALANCE	BALANCE
1977	12-5 Bank of Montreal	795.00	795.00	
1978	1-19 Calif. State Auto Assoc.	211.15	584.85	795.00
3	4-25 Bank of Montreal	1505.00	2091.65	584.85
4	11-13 "	1638.10	4019.95	2091.65
5				4019.95
6				
7				
8				
9				
10				
11				
12				
13				
14				
15				
16				
17				
18				
19				
20				
21				
22				
23				
24				
25				
26				
27				
28				
29				
30				
31				
32				
33				
34				
35				
36				
37				
38				
39				
40				

K-8-K-5

CHARLOTTE KING

568-24-0133


	1	2	3	
	DATE	SOURCE/EXPLANATION	AMOUNT	BALANCE PREVIOUS BALANCE
1977	8-3	SSA for July	11200	11200
2	9-9	" for Jan.	7660	25260
3	10-3	" for Sept.	10430	31290
4	11-3	" Oct.	10430	41720
5	12-2	" Nov.	10430	52150
1978	1-3	" Dec.	10430	62580
7	2	" Jan.	10430	73010
8	3	SSA for Jan.	14280	87290
9	4	" for Mar.	11200	98490
10	5	" Apr.	11200	
11	6-2	" May	11200	
12	7-3	SSA for Jan.	11940	
13	8	" for July	11940	
14	9-1	" Aug.	11940	
15	10-3	" Sept.	11940	
16				
17				
18				
19				
20				
21				
22				
23				
24				
25				
26				
27				
28				
29				
30				
31				
32				
33				
34				
35				
36				
37				
38				
39				
40				

Handwritten initials and date: "K" and "7/78"

C

C

C



DATE	SOURCE/EXPLANATION	AMOUNT	BALANCE	PREVIOUS BALANCE
1977	2/18 VA Insurance	2250	2250	-
2	9/2 SSA for Aug.	17240	20490	2250
3	11/2 " " Oct.	17240	38730	20490
4	1/7 VA Ins.	2250	40980	38730
5	10/2 SSA for Sept.	17240	59220	40980
6	10/19 VA Ins.	2250	62470	59220
1978	2/3 SSA for Jan.	17470	79940	62470
1978	11/18 VA Ins.	2250	82190	79940
9	12 " " "	2250	84440	82190
1978	1/18 " " "	2250	86690	84440
1978	10/2 SSA for Nov.	17240	103930	86690
1978	1/2 SSA Ins.	16720	120650	103930
13	3/2 SSA for Feb.	17240	137890	120650
14	2/18 VA Ins.	2250	140140	137890
15	4/3 SSA for Mar.	17240	157380	140140
16	5 " " Apr.	17240	174620	157380
17	6/2 " " May	17470	192090	174620
18	3/18 VA Ins.	2250	194340	192090
19	4/19 " " "	2250	196590	194340
20	5/18 " " "	2250	198840	196590
21	2/3 SSA for June	17620	216460	198840
22	6/18 VA Ins.	2250	218710	216460
23	8/2 SSA for July	20260	238970	218710
24	9/1 " " Aug.	15440	254410	238970
25	10/3 " " Sept.	12440	266850	254410
26				
27				
28				
29				
30				
31				
32				
33				
34				
35				
36				
37				
38				
39				
40				

[Handwritten signature and date]
 12/1/79

LOSSIE M. LANG

452-16-4351

	1	2	3
	DATE	SOURCE/EXPLANATION	PREVIOUS BALANCE
1978	1 7	SSA Tax	1004.30
2	2 3	"	9760
3	3 "	"	12230
4	4 "	" for Mar.	10330
5	5 "	" Apr.	10230
6	6 2	" May	10730
7	7 3	" June	11440
8	8 3	" July	11440
9	9 1	" Aug.	11440
10	10 3	" Sept.	11440
11			
12			
13			
14			
15			
16			
17			
18			
19			
20			
21			
22			
23			
24			
25			
26			
27			
28			
29			
30			
31			
32			
33			
34			
35			
36			
37			
38			
39			
40			

4003 - Bill
4003 - Clean

~~11/17/78~~

LISA P. LAYTON

064-16-0930

COLUMN	WRITE	DATE	SOURCE/EXPLANATION	AMOUNT	BALANCE	PREVIOUS BALANCE	
		1977	12.6 Lawrence L. Layton	1125.00	1125.00		1
		2	3.3 SSA Ins.	749.20	1774.20	1125.00	2
		3	4 " " for Mar.	189.50	2062.70	1774.20	3
		4	122 Lisa P. Layton	123.05	2250.30	2062.70	4
		5	5.3 SSA Ins.	225.40	2471.0	2250.30	5
		6	4.20 "	39.70	2549.90	2471.0	6
		7	6.2 " for May	225.40	2735.30	2549.90	7
		8	5.25 Calif Tax Refund	136.45	2871.75	2735.30	8
		9	7.3 SSA for June	240.10	3051.85	2871.75	9
		10	8 " " July	240.10		3051.85	10
		11	9.1 " Adj.	240.10			11
		12	10.1 State of Calif. - Retirement acc. 11-1359	1994.85			12
		13	3 SSA for Sept.	225.40			13
		14					14
		15					15
		16					16
		17					17
		18					18
		19					19
		20					20
		21					21
		22					22
		23					23
		24					24
		25					25
		26					26
		27					27
		28					28
		29					29
		30					30
		31					31
		32					32
		33					33
		34					34
		35					35
		36					36
		37					37
		38					38
		39					39
		40					40

6-2-74
L.P.L.

TDA M. LEE

21-565-307

DATE	SOURCE / EXPLANATION	AMOUNT	BALANCE	PREVIOUS BALANCE
1977				
1	VA Pension	40.60	40.60	
2				40.60
3				
4				
5				
6				
7				
8				
9				
10				
11				
12				
13				
14				
15				
16				
17				
18				
19				
20				
21				
22				
23				
24				
25				
26				
27				
28				
29				
30				
31				
32				
33				
34				
35				
36				
37				
38				
39				
40				

~~W. L. S.~~
~~8/2/77~~
~~8/2/77~~

GORDON E. LOCKETT

04-673-431

COLUMN	WRITE				
		1	2	3	
DATE	SOURCE/EXPLANATION	AMOUNT	BALANCE	PREVIOUS BALANCE	
1 3-1	VA Pension	193 00	193 00	—	
2 " 5-1	SST	193 00	386 00	193 00	
3 3-1	VA Pension	193 00	579 00	386 00	
4 5-1	"	193 00	772 00	579 00	
5 6-1	"	193 00	965 00	772 00	
6 8-1	"	193 00	1158 00	965 00	
7 9-1	"	193 00	1351 00	1158 00	
8 10-1	"	193 00	1544 00	1351 00	
9					
10					
11					
12					
13					
14					
15					
16					
17					
18					
19					
20					
21					
22					
23					
24					
25					
26					
27					
28					
29					
30					
31					
32					
33					
34					
35					
36					
37					
38					
39					
40					

[Handwritten signature: G. E. Lockett]

48403 EYEGLASS
48703 2020 BURY
NATIONAL

HELEN LOVE
(Heavenly)
177-28-3480

DATE	SOURCE/EXPLANATION	AMOUNT	BALANCE	PREVIOUS BALANCE
1972	9 15 SSA Tns.	266.30	266.30	
2	10 3 "	106.25	276.55	266.30
3				1276.350
4				
5				
6				
7				
8				
9				
10				
11				
12				
13				
14				
15				
16				
17				
18				
19				
20				
21				
22				
23				
24				
25				
26				
27				
28				
29				
30				
31				
32				
33				
34				
35				
36				
37				
38				
39				
40				

Handwritten signature and date: 10/15/72

LOVELIFE LOWE

088-42-5801

DATE	SOURCE/EXPLANATION	AMOUNT	BALANCE	PREVIOUS BALANCE
1977 9 3	SSA for July	11430	11430	-
1977 9 2	SSA Ins.	105930	117360	11430
3 7 3	"	11360	128720	117360
4 8	SSA for July	11360	140080	128720
5 9 1	" Aug.	11360		
6 10 2	SSA Ins.	20700		
7				
8				
9				
10				
11				
12				
13				
14				
15				
16				
17				
18				
19				
20				
21				
22				
23				
24				
25				
26				
27				
28				
29				
30				
31				
32				
33				
34				
35				
36				
37				
38				
39				
40				

4809 - BWF
4803 - OPEN

11-2-78
✓

RUTH W. LOWERY

COLUMN	WRITE				PREVIOUS
		1	2	3	BALANCE
DATE	SOURCE/EXPLANATION	AMOUNT	BALANCE	BALANCE	
1979 1	5/10 LA County Employees Retirement	516	516		
2				516	
3					
4					
5					
6					
7					
8					
9					
10					
11					
12					
13					
14					
15					
16					
17					
18					
19					
20					
21					
22					
23					
24					
25					
26					
27					
28					
29					
30					
31					
32					
33					
34					
35					
36					
37					
38					
39					
40					

[Handwritten signature]

43403 STEEL CASE
45708 8 1/2" X 11" RUFF
PRINTED IN U.S.A.

LOUIE JEAN LUCAS

567-28-7088

DATE	SOURCE / EXPLANATION	AMOUNT	BALANCE	PREVIOUS BALANCE
1977				
1	2-23 Western Title Ins. Co.	4545	4545	
2	3 SSA for July	11310	15855	4545
3	12-2 "	10540	26395	15855
4	10-3 SSA for Sept.	11510	37905	26395
5	1-3 "	10540	48445	37905
1978				
6	1-16 BAPA Children's Check	3257	51702	48445
7	4-3 SSA for Mar.	10540	62242	51702
8	5 "	10540	72782	62242
9	5 "	10540		
10	6 "	10540		
11	6-2 "	10540		
12	7-2 "	11340		
13	8 "	11240		
14	9-1 "	11240		
15	9-19 SSA replacement for 9-2-77	11510		
16	" " " 11-3-77	9770		
17	10-2 SSA for Sept.	11240		
18	2 SSA Ins.	720		
19				
20				
21				
22				
23				
24				
25				
26				
27				
28				
29				
30				
31				
32				
33				
34				
35				
36				
37				
38				
39				
40				

~~11-2-77~~

C

C

C



M

PEOPLES TEMPLE MAIL INCOME

DATE	SOURCE / EXPLANATION	AMOUNT	BALANCE	PREVIOUS BALANCE
1977 8-28	Ruby McClendon	7.77	7.77	
29	Verna J. Blossomgane	7.77	15.54	7.77
31	Kenneth Smith	7.77	23.31	15.54
"	Geneva S. Harvey	7.77	31.08	23.31
"	Bolia Lorick	25.00	56.08	31.08
"	Bertha Ferguson	7.77	63.85	56.08
9-1	D. Lorick	25.00	88.85	63.85
13	Annie Freeland	11.500	100.35	88.85
"	Verna Mathison	13.77	114.12	100.35
9	Jeanne Brown	7.77	121.89	114.12
15	Priscilla Marshall	7.77	129.66	121.89
16	Verna Mathison	7.77	137.43	129.66
8-31	Annie Stewart	7.77	145.20	137.43
9-10	Mattie Smart	12.00	157.20	145.20
17	Sally B. Glover	7.77	164.97	157.20
8-12	Sallie Mae Spikes	7.77	172.74	164.97
10-5	Pamela J. Kelley	7.77	180.51	172.74
"	Quineella Richardson	7.77	188.28	180.51
6	Doris Kelley	10.00	198.28	188.28
"	Eula Stapleton	19.77	218.05	198.28
7	Vertene Qualls	10.00	228.05	218.05
"	Essie Stevens	7.77	235.82	228.05
"	Willie M. Baugh	10.00	245.82	235.82
"	Rosa Pitts	7.77	253.59	245.82
"	Mary O'Ke	8.00	261.59	253.59
7	Marie J. Haggans Hill	2.00	263.59	261.59
20	Viola M. Titt	30.00	293.59	263.59
"	Annie B. Freeland	25.00	318.59	293.59
"	Opal M. White	19.02	337.61	318.59
17	Sulla B. Ranson	20.00	357.61	337.61
14	Helen M. Hawk	10.00	367.61	357.61
12	Russel M. White	7.77	375.38	367.61
11	?	7.77	383.15	375.38
10	Robertson	10.00	393.15	383.15
27	Rose P. Steinberg	7.77	400.92	393.15
"	Leona Deal	7.77	408.69	400.92
"	Ether Johnson	7.77	416.46	408.69
23	A. Gayle	14.77	431.23	416.46
21	Mr. + Mrs. Okeland	7.77	439.00	431.23
23	Annie Mae Rice	7.77	446.77	439.00

		1	2	3
1	10 25 Lela M. Mayfield	25 00	544 23	519 27
2	" Molly Green	7 33	552 04	544 27
3	" Mildred Dopree	7 33	559 81	552 04
4	Laura McDavid	7 33	567 57	559 81
5	Edith Johnson	7 33	575 35	567 57
6	10 31 Ann Freeland	25 00	600 35	575 35
7	Pearl Walton	119 73	618 10	600 35
8	10 13 Samuel Harris	27 33	635 89	618 10
9	9 6 Alice Phenix	20 00	655 89	635 89
10	Willie O. Parker	20 00	675 89	655 89
11	"	15 00	690 89	675 89
12	10 17 Mary Williams	20 00	710 89	690 89
13	23 Alfred Leonard	20 00	730 89	710 89
14	11 1 Earl + Owen Poplin	110 00	730 89	730 89
15	" Ruth Bates	13 33	738 66	730 89
16	Deala Christmas	17 33	756 43	738 66
17	Mary Baldwin	3 30	764 13	756 43
18	10 20 Gladys Hunt	10 00	774 13	764 13
19	" "	13 33	787 90	774 13
20	17 Bessie Sanders	20 00	811 90	787 90
21	11 2 Beulah Pendleton	100 00	1011 90	811 90
22	" "	7 33	1019 67	1011 90
23	J. C. Douglas	7 33	1027 44	1019 67
24	10 28 Ernest Jones	17 33	1045 21	1027 44
25	Princessa Bryant	7 33	1052 98	1045 21
26	Mary Wilkins	17 33	1070 75	1052 98
27	10 29 Ethel L. Lewis	17 33	1088 52	1070 75
28	11 2 Lela Lewis	17 33	1106 29	1088 52
29	" Ardell Williamson	7 33	1114 08	1106 29
30	Elizabeth Branam	23 33	1114 33 5	1114 08
31	" "	17 33	1165 62	1114 33 5
32	11 3 Louise Williams	50 00	1215 62	1165 62
33	5 Ella Devereaux	1 00	1225 62	1215 62
34	2 Earlean Stotts Mastey	17 33	1243 39	1225 62
35	W. E. Curtis	100 00	1343 39	1243 39
36	10 29 Robert Townes	1 00	1343 39	1343 39
37	11 3 Mary Willis	17 33	1365 16	1343 39
38	10 23 Madie L. McBeth	7 33	1372 93	1365 16
39	11 1 Doris Kelley	10 00	1372 93	1372 93
40	7 Ruby A. Blue	3 33	1416 70	1372 93

4.2 - m - 10)

PEOPLES TEMPLE MAIL INCOME

DATE	SOURCE / EXPLANATION	AMOUNT	BALANCE	PREVIOUS BALANCE
1977				
1	Bertha Powell	377	1424.47	1416.70
2	Osie Morgan	1377	1440.24	1424.47
3	Roberta Wade	1554	1457.38	1440.24
4	11.7 Mac Luc Owens	6777	1525.55	1457.38
5	10.25 Ernest W. Busbee	777	1533.32	1525.55
6	23 Jacqueline E. Blawitt	777	1541.09	1533.32
7	21 Lucy Jackson	777	1548.86	1541.09
8	" Katie Hendrix	277	1554.63	1548.86
9	" Essie McNeal	1377	1574.40	1554.63
10	"	3777	1612.17	1574.40
11	11.3 Manie K. Everly	1000	1622.17	1612.17
12	7	2300	1852.02	1622.17
13	5 Mauran E. Odell	5000	1902.02	1852.02
14	12 Jose Velasquez	777	1910.79	1902.02
15	" Dorothy Jordan	5000	1960.79	1910.79
16	" Bennie Milam	2500	1985.79	1960.79
17	10.1 Harold Sweet	3777	2023.56	1985.79
18	" Ella Sweet	2500	2048.56	2023.56
19	11.14 "	4777	2097.33	2048.56
20	10.1 Freddie Mae Battle	1000	1107.33	2097.33
21	" Viola Ewing	10000	2207.33	2107.33
22	11.10 Raymond Baker	1777	2225.10	2207.33
23	M. Jimmie + Lee Roy Roach	777	2232.87	2225.10
24	"	5000	2282.87	2232.87
25	15 Ethel Lewis	3777	2320.64	2282.87
26	13 Ruth White	1777	2338.41	2320.64
27	113 Beulah Pendleton	3377	2338.41	2338.41
28	" Florence Collado	2000	2338.41	2338.41
29	113 Louie MatMichael	15000	2423.19	2338.41
30	12 Mary Lee Starks	777	2434.95	2423.19
31	" Luella Thomas	777	2442.72	2434.95
32	"	15000	2492.72	2442.72
33	10.21 Jettie M. Jones	1277	2500.49	2492.72
34	" Paris Redwine	1000	2510.49	2500.49
35	11.16 Beazie Sanders	3377	2549.26	2510.49
36	7 Paris Ode	2000	2569.26	2549.26
37	16 Beatrice Hedge	2500	2594.26	2569.26
38	7 Claretta Williams	1000	2604.26	2594.26
39	" Corrine Williams	11377	2622.03	2604.26
40	" Mary C. Bowen	10000	2322.03	2622.03

7-11-19

			1	2	3
1	11.12	Jackson Scots	3.00	2725.03	2722.03
2	13	Odessa Brennan	2.00	275.003	275.003
3		James P. McClanay	17.73	276.730	275.003
4		Snella B. Ranson	33.93	280.157	276.730
5		Nettie Jones	20.00	282.157	280.157
6	11.2	Gertude Epps	2.23	282.38	282.157
7	9	Allen Morris	7.37	283.311	282.38
8	2	Arlene Buchanan	3.27	284.438	283.311
9	10	Eugene Ward	2.23	285.265	284.438
10			50.00	290.265	285.265
11	11	T. M. Henderson	15.00	295.265	290.265
12	17	Berlab Pendleton	50.00	296.265	295.265
13	16	Beatrice Robinson	20.00	299.265	296.265
14	15	Matie Hiber	20.00	299.265	299.265
15		Guendine Jones	23.27	303.042	299.265
16		B.C. Davis	50.00	303.042	303.042
17	14	Mary Williams	63.33	311.919	303.042
18		Nellie Mims	2.23	312.919	311.919
19	4	Victoria Mansfee	15.00	313.919	312.919
20	13	Roberta Wright	3.27	314.438	313.919
21	19		50.00	314.438	314.438
22		Doris Redwine	50.00	315.438	314.438
23		Cary Dupree	13.27	316.265	315.438
24	11.6	Vivian Carr	13.27	318.027	316.265
25	4	Eddie Carr	3.27	318.204	318.027
26	9	Vera T. Anderson	3.27	319.591	318.204
27		Bertha Reese	13.27	321.359	319.591
28	11.5	Albertha Smith	15.51	322.912	321.359
29	19	Valerie Rhone	13.27	324.699	322.912
30	18	Clay Malone	7.27	325.466	324.699
31	16	Earnest Jones	11.583020	1909.436	325.466
32		Dave Phillips	13.27	1910.263	1909.436
33		Lula Phillips	13.27	1912.090	1910.263
34	19	Gus Hill	100.23	1922.117	1912.090
35	10	Martha Wellington	100.00	1934.117	1922.117
36	30	Barbara Baker	100.00	1944.117	1934.117
37	12.2	"	200.00	1964.117	1944.117
38	11.7	Lola B. Crawford	13.27	1965.994	1964.117
39	12.1	Adella Warner	13.27	1965.994	1965.994
40	2	Ethel Cummings	10.00	1967.671	1965.994

100-100

PEOPLES TEMPLE MAIL INCOME

DATE	SOURCE/EXPLANATION	AMOUNT	BALANCE	PREVIOUS BALANCE
1977 12-2	Annie B. Freeland	20.00	1972.0631	1962.671
	Betty Taylor	10.00	1971.671	1971.671
11-10	Ruth Lowery	17.77	1973.448	1971.671
12-22	Rita Lewis	20.00	1973.448	1973.448
	Frances Staffan	2.25	1974.325	1973.448
11-24	Viola O. Martin	5.00	1977.525	1974.325
12-3	Bertha Gage	20.00	1977.525	1977.525
	Clarence Price	11.377	1979.02	1977.525
	Sheila Burns	110.00	1979.02	1979.02
11-5	Mary Square	37.77	1979.779	1979.02
12-6	Lula Stalling	50.00	1980.779	1979.779
	Doris Redwine	110.00	1987.779	1980.779
11-29	Annie Sorels	17.77	1990.556	1987.779
12-6	Jesse Peterson	110.00	1991.556	1990.556
9-21	Ruthie Simmons	17.77	1992.333	1991.556
12-11	Glen Caldwell	17.77	1994.110	1992.333
	Louise McMichael	110.00	1995.110	1994.110
	Minnie Rias	145.00	1999.610	1995.110
12-13	Doris Kelley	10.00	2000.610	1999.610
	Evelyn Thomas	7.77	2001.387	2000.610
	James Heney	7.77	2002.164	2001.387
11-23	Pamela Jo Kelley	7.77	2002.941	2002.164
12-6	Albertha Smith	150.00	2007.941	2002.941
7-12	Viola Ewing	37.77	2011.318	2007.941
12-6	Robert Williams	50.00	2016.718	2011.318
	Nettie Jones	70.00	2019.718	2016.718
4	Mac Lee Owens	50.00	2024.718	2019.718
	J.C. Gogl	20.00	2026.718	2024.718
	"	10.00	2027.718	2026.718
12-4	Ethel Kizart	17.77	2029.495	2027.718
1-6	Mamie B. Evedy	117.77	2030.272	2029.495
	Carrie A. Brown	5.00	2030.772	2030.272
12-21	James Craig	600.00	2090.772	2030.772
12	Mary Green	7.77	2091.549	2090.772
12-19	Ella Sweet	10.77	2092.626	2091.549
	"	12.52	2093.480	2092.626
20	Beulah Pundleton	150.00	2102.480	2093.480
12-11	Richard Parr	100.00	2116.257	2102.480
21	Mr & Mrs John Allen	17.77	2116.257	2116.257

4-2-77 (e)

		1	2	3
1	12.20 Charles Newhouse	167.77	2,1343.11	2,1130.34
2	19 Janet Asrat	200.00	2,1363.11	2,11343.11
3	15 Victoria Menefee	370.00	2,1405.11	2,11363.11
4	" Ann Freeland	250.00	2,1430.11	2,11405.11
5	" Estella Garrett	350.00	2,1466.11	2,11430.11
6	27 Rose Marie Shaw	500.00	2,1510.11	2,11466.11
7	13 Albert L. Johnson	173.77	2,1527.38	2,11510.11
8	" Evelina & Robert Henderson	250.00	2,1552.38	2,11527.38
9	21 Geneva S. Harney	57.77	2,1560.65	2,11552.38
10	23 Robert Bailey	173.77	2,1578.42	2,11560.65
11	27 Lovelia Laxick	373.77	2,1616.19	2,11578.42
12	22 Josie M. Jefferson	173.77	2,1633.96	2,11616.19
13	22 Dorothy C. Jordan	500.00	2,1683.96	2,11633.96
14	23 Willie O. Parker	373.77	2,1721.73	2,11683.96
15	15 Corine Williams	273.77	2,1759.50	2,11721.73
16	14 Lela B. Crawford	173.77	2,1777.27	2,11759.50
17	" Victoria N. Menefee	373.00	2,1810.27	2,11777.27
18	12.20 Gus Hill	173.77	2,1827.04	2,11810.27
19	14 Laura Dennis	1000.00	2,1828.04	2,11827.04
20	1 Ruthie Simmons	73.77	2,1931.37	2,11828.04
21	3 Emma Johnson	173.77	2,1956.91	2,11931.37
22	Paul Dalton	270.00	2,1983.91	2,11956.91
23	Nettie Jones	200.00	2,2003.91	2,11983.91
24	9 Gabrilla Bell	63.54	2,2067.45	2,2003.91
25	Ray Brooks	33.50	2,2104.95	2,2067.45
26	Pearl Jordan	173.77	2,2122.32	2,2104.95
27	16 Mae Lue Owens	500.00	2,2172.32	2,2122.32
28	4 Clea H. Pettaway	173.77	2,2190.49	2,2172.32
29	17 Dorothy Lewis	373.77	2,2203.26	2,2190.49
30	5 Juanita Levells	1.00	2,2246.03	2,2203.26
31	14 Gus Hill	100.00	2,2256.03	2,2246.03
32	17 Annie Freeland	250.00	2,2338.103	2,2256.03
33	12 Susan Belton	500.00	2,2431.03	2,2338.103
34	8 Atheyn Snell	173.77	2,2443.80	2,2431.03
35	" Mary Lee Eckford	173.77	2,2466.57	2,2443.80
36	"	500.00	2,2483.34	2,2466.57
37	"	500.00	2,2533.34	2,2483.34
38	Minnie Rias	250.00	2,2579.34	2,2533.34

F-2-M-141

PEOPLES TEMPLE MAIL TAXOMA

	1	2	3
DATE	SOURCE/EXPLANATION	AMOUNT	PREVIOUS BALANCE
1978 1 10	Louise McMichael	1000	22579.34
2	Geneva Harvey	977	22481.11
1978 10 19	Eugene Ward	5000	22481.11
1978 1 16	Jasper Jones	1000	22481.11
5	Barbara Baker	10000	22481.11
6	Doris Kelley	1000	22481.11
7	James P. McClure	1437	22481.11
8	LeBertha Atkins	2337	22481.11
1978 11 3	Lewella Luck	2000	22481.11
10 10 21	Helen Jackson	977	22481.11
1978 11 20	Norothy Sparlock	1777	22481.11
12	Gladys Hunt	2337	22481.11
13	Beulah Pendleton	4377	22481.11
14		5000	22481.11
15	Willie O. Porter	2737	22481.11
1978 11 2	Vern E. Carlyle	2000	22481.11
11 16	Patricia Jo Kelley	377	22481.11
1978 10 23	Beatrice Smith	2000	22481.11
19 11 15	Laura Lee	327	22481.11
20	Eugene Ward	5000	22481.11
1978 1 30	Ann Freeland	2500	22481.11
22 2 7	Mary Lee Eckford	15000	22481.11
23 1 7	Georgia Lee Dunn	2077	22481.11
24	Minnie Ross	4000	22481.11
25 2 13	Bearl Jordan	2100	22481.11
26	Gabrielle Bell	2737	22481.11
27	Dorothy Jordan	7377	22481.11
28	Jasper Jones	1077	22481.11
29	Mary Williams	2737	22481.11
30 2 3	Bessie Sanders	2737	22481.11
31 1 20	Mae Lee Owens	4000	22481.11
32 2 2	Gloria M. Owens	1737	22481.11
33 4	Elna Egan	2577	22481.11
34 1 7	Doris Kelley	737	22481.11
35	Nettie Jones	1777	22481.11
36 2 9	Geneva S. Harvey	737	22481.11
37 1 21	Claudia Anderson	5737	22481.11
38	Orcen Popla	1000	22481.11
39 1 25	Gus Hill	1000	22481.11
40 2 7		7737	22481.11

F-27-101

		1	2	3		
1	2 18	Bessie Pendleton	50.00	24001.61	23851.61	1
2	21	Annie Mae Rice	7.77	24029.38	24001.61	2
3	17	Geneva S. Harvey	100.00	24129.38	24029.38	3
4	4	Pamela Jo Kelley	7.77	24137.15	24129.38	4
5	"	"	10.00	24147.15	24137.15	5
6		Willie Clark	100.00	24247.15	24147.15	6
7	2 21	Lucille Daniels	67.77	24314.92	24247.15	7
8	3 5	Rose Marie Shaw	100.00	24414.92	24314.92	8
9		Less for returned checks	35.54	24059.38	24314.92	9
10	3 3	Albertha Smith	50.00	24129.38	24314.92	10
11		Eugene Ward	50.00	24179.38	24314.92	11
12	2 2	Kenneth Smith	100.00	24279.38	24414.92	12
13		Abigail Flanagan	67.77	24347.15	24279.38	13
14		James P. McClaney	67.77	24414.92	24347.15	14
15	3 7	Viola Ewing	100.00	24514.92	24414.92	15
16	4	Gus Hill	50.00	24564.92	24514.92	16
17	7	Pamela Jo Kelley	20.00	24584.92	24564.92	17
18	"	"	7.77	24592.69	24584.92	18
19	6	Clarence Garaway	100.00	24692.69	24592.69	19
20		Alice L. Goodson	100.00	24792.69	24692.69	20
21	3 17	"	27.77	24820.46	24792.69	21
22	7	Denis Cole	20.00	24840.46	24820.46	22
23	2 22	Sidney Glade	100.00	24940.46	24840.46	23
24		Walter Jones	19.77	24960.23	24940.46	24
25	3 7	Annie Barnes	50.00	24990.23	24960.23	25
26		Jasper Jones	100.00	25090.23	24990.23	26
27	2 10	Ella & Harold Sweet	50.00	25090.23	25090.23	27
28	6	Samuel Harris	27.77	25118.00	25090.23	28
29	2 21	Bessie Pendleton	100.00	25218.00	25118.00	29
30	4 1	No name	20.00	25238.00	25218.00	30
31	6	Margaret Smith	27.77	25265.77	25238.00	31
32	"	Geneva Harney	100.00	25365.77	25265.77	32
33	3 25	Albertha Smith	27.77	25393.54	25365.77	33
34	"	Bessie Smith	67.77	25461.31	25393.54	34
35	30	Ruthie Simmons	27.77	25489.08	25461.31	35
36		Fulvia Henderson	100.00	25589.08	25489.08	36
37	3 25	Barbara Lee Tuglie	20.00	25609.08	25589.08	37
38	7	Ella Sweet	20.77	25629.85	25609.08	38
39	22	Geneva Harney	7.77	25637.62	25629.85	39
40	20	Ethel Lee McGill	50.00	25687.62	25637.62	40
	"	"	50.00	25737.62	25687.62	

COLUMN WRITE

			1	2	3
19781	3 30	Eugene Ward	5000	2560239	2555239
2	326	Charles R. Brooks	3000	2563239	2560239
3	1 12	Elizabeth Branam	1973	2565016	2560239
4	4 5	Gabriella Bell	2233	2567389	2565016
5	1 4	Rosa Pitts	1000	2567389	2567389
6	3 22	Stella M. Anderson	1000	2568389	2567389
7		James P. McClaney	3333	2572166	2568389
8	4 11	Lucile P. Daniels	2333	2574543	2572166
9		James P. McClaney	3333	2577376	2574543
10		Abigail Flanagan	2333	2580253	2577376
11		Susie Wesley	2333	2582630	2580253
12	4 3	Louise McMichael	11000	2582630	2582630
13	3 30	Geneva Harvey	733	2584407	2582630
14		Winnie Vernon Smith	11000	2594407	2584407
15		"	2333	2594407	2594407
16		"	2333	2596784	2596784
17	4 4	Mac Lee Owens	6733	2605935	2599161
18		Ella Sweet	2331	2609769	2605935
19		Harold Sweet	1300	2614169	2609769
20	3 3	Maxine Thomas	10000	2624169	2614169
21	4 3	Dorothy Jordan	5000	2624169	2624169
22	1 6	Albertha Smith	10000	2634169	2624169
23	1 2	Donna Kelley	1973	2634169	2634169
24	8	Pamela J. Kelley	733	2634946	2634169
25	1 9	Kenneth Smith	10000	2645323	2634946
26	1 2	Edna Evans	2333	2648500	2645323
27	3 31	Kenneth Smith	3333	2648500	2648500
28	4 10	Ethel Lee McGill	5000	2656323	2648500
29	1 2	Oren Poplin	20000	2676323	2656323
30	1 7	Berlah Pendleton	10000	2686323	2676323
31	1 4	Bearl Jordan	2333	2689210	2686323
32	"	Ruthie Simmons	1333	2689987	2689210
33	2 5	Doris Kelley	11000	2691453	2689987
34	5 8	Dorothy Jordan	15000	2691453	2691453
35	4 11	"	2173	2698593	2691453
36	1 2	Mary Lee Eckford	15000	2702973	2698593
37	1 2	Geneva S. Harvey	1000	2702973	2702973
38	1 4	Sidney Glauke	10000	2708393	2702973
39	5 2	Emma Johnson	4733	2712134	2708393
40	1 1	Louise McMichael	733	2712951	2712134
	1 6	Albertha Smith	5000	2717951	2712951

4-7-10-61

			1	2	3
1	4 7	Mary D. Jackson	10000	2728951	2718951
2	5 8	"	10000	2732951	2722951
3	3	Uplanda M. Owens	1277	2740328	2738951
4	"	Max Luc Owens	5000	2745728	2740728
5	"	Princessa Bryant	5000	2750761	2745728
6	3	Bertha Powell	2000	2752361	2750761
7	2	Annie M. Rice	5000	2757361	2752361
8		Mary Milline	2500	2760261	2757361
9		James P. McClaney	4777	2765038	2760261
10	5 1	Ann Freedland	2500	2767538	2765038
11	4 13	Gus Hill	2377	2769915	2767538
12	16	Henry Garrison	1777	2771692	2769915
13	15	Ann Freedland	2500	2774192	2771692
14	5 6	Corine Williams	777	2774969	2774192
15	"	Gus Hill	5000	2780069	2774969
16		James P. McClaney	3777	2783739	2780069
17	5 10	Deulah Langston	10000	2793739	2783739
18		Susie Wesley	5000	2798739	2793739
19	"	"	2777	2801156	2798739
20		Doris Ode	2500	2803656	2801156
21	5 10	Pamela Jo Kelley	1777	2804433	2803656
22		James P. McClaney	5000	2809433	2804433
23	4 9	Gussie Lee	2000	2811466	2809433
24	5 22	"	1000	2811966	2811466
25	15	Beulah Pendleton	5000	2813466	2811966
26		Minnie Beas	5000	2823466	2813466
27	5 12	Eugene Ward	5000	2828466	2823466
28	12 1	Ruby Adams	777	2829243	2828466
29	4 4	L. Lorick	2377	2831020	2829243
30		Barbara Baker	10000	2841020	2831020
31	"	"	10000	2851020	2841020
32	5 3	Maxine Thomas	1000	2852020	2851020
33	5	Doris Kelley	777	2852797	2852020
34	4 24	Donna E. Staafield	5000	2857797	2852797
35	5 2	"	5000	2862797	2857797
36	26	Gussie Lee	1000	2863797	2862797
37	27	James Craig	15000	2878797	2863797
38	6 1	Doris Kelley	777	2879574	2878797
39	5 27	Gus Hill	5000	2884574	2879574
40		Gurdine Jones	2777	2889574	2884574
	2	"	500	2891725	2889574

F-2-M-1(5)

COLUMN WRITE		1	2	3
1	4 24 Stoney Glade	2500	28897.51	28897.51
2	6 15 Harold P. Sweet	3500	28932.51	28932.51
3	14 E. Sweet	2500	28957.51	28957.51
4	17 D. Jordan	3337	28991.28	28991.28
5	18 Ethel Moore	1733	29009.05	29009.05
6	Cortonia Jackson	12500	29034.05	29034.05
7	6 2 Mae Luc Owens	16733	29101.82	29101.82
8	16 Beulah Pendleton	3000	29151.82	29151.82
9	12 Doris Kelley	11000	29161.82	29161.82
10	24 Maxine Thomas	1000	29171.82	29171.82
11	43 Albertna Smith	3300	29221.82	29221.82
12	Valerie Spurlin	3337	29255.59	29255.59
13	James P. McClanay	4337	29303.36	29303.36
14	6 10 Geneva Harvey	2500	29328.36	29328.36
15	12 Doris Kelley	1733	29336.33	29336.33
16	James P. McClanay	4337	29361.63	29361.63
17	6 16 Maxine Thomas	11000	29371.63	29371.63
18	Minnie Rios	10000	29471.63	29471.63
19	5 3 Lawrence E. Brown	2500	29496.63	29496.63
20	7 10 Doris Kelley	733	29518.77	29496.63
21	15 Alice Gage	5000	30012.77	29512.77
22	3 Doris Kelley	1337	30020.54	30012.77
23	17 Rose Marie Shaw	10000	30120.54	30020.54
24	8 1 Matilda E. Jackson	3000	30120.54	30120.54
25	7 30 Gus Hill	2000	30200.54	30120.54
26	15 "	1077	30223.1	30200.54
27	8 3 Rose Marie Shaw	10000	30323.1	30223.1
28	7 15 Macy E. Hill	3000	30323.1	30323.1
29	12 Doris Ode	1237	30386.08	30323.1
30	12 Catherine Wesley	700	30393.08	30386.08
31	18 Beulah Pendleton	1500	30443.08	30393.08
32	20 Maxine Thomas	1000	30468.08	30443.08
33	11 Albertna Smith	1000	30468.08	30468.08
34	24 L. Lorick	2737	30505.85	30468.08
35	30 Beulah Pendleton	3337	30542.62	30505.85
36	17 Mae Luc Owens	4337	30611.39	30542.62
37	11 Kenneth Smith	12505	30636.69	30611.39
38	6 30 Louise McMichael	737	30644.1	30636.69
39	9 1 Mae Luc Owens	16733	30712.18	30644.1
40	7 7 Kenneth Smith	1733	30725.91	30712.18
	15 Gus Hill	1237	30789.68	30725.91

F-2-M-104

		1	2	3	
1	8-21	Jocanna O'Bryant	2500	3092465	3092465
2		Abigail Ekragen	1000	3086505	3086505
3	9-1	Gurdine Jones	2777	3089232	3086505
4	9	Marjorie E. Stanton	1500	3089792	3089232
5	17	Dorothy Jordan	2777	3092459	3089792
6	"	"	2777	3094936	3092459
7		Minnie Rias	1000	3079936	3094936
8	9-12	Beulah Pendleton	1500	3100936	3079936
9	4	Ruthie M. Simms	2777	3111309	3100936
10	"	"	2500	3113834	3111309
11	16	Ella Sweet	2777	3121152	3113834
12	10	Doris Kelley	1500	3123652	3121152
13	4	Ruthie M. Simms	2777	3126029	3123652
14	"	"	2777	3128506	3126029
15		Milfred Dupree	1500	3131183	3128506
16	9-4	Alberta Smith	1000	3133683	3131183
17	3	Annie Mae Rice	2777	3136160	3133683
18	"	"	1000	3138660	3136160
19	7	Doris Kelley	1000	3140660	3138660
20	7-12	Dana E. Stanfield	1000	3141160	3140660
21	9-12	Barbara Baker	1000	3151160	3141160
22	7-7	Maxine Thomas	2200	3151160	3151160
23	9-25	Gus Hill	2500	3172685	3151160
24	19	Alberta Smith	1000	3179685	3172685
25		Esther Johnson	500	3179185	3179685
26	8-31	Barbara Baker	2000	3180185	3179185
27	120	Doris Kelley	1000	3183185	3180185
28	128	Milfred Evans	1000	3194185	3183185
29	9-2	Gus Hill	1000	3195185	3194185
30		James P. McClanay	1000	3198218	3195185
31	9-1	Mae Luc Owens	2777	3204995	3198218
32	118	Beulah Pendleton	1500	3209995	3204995
33	7-1	Ella Sweet	2000	3216995	3209995
34	118	Harold P. Sweet	2777	3219995	3216995
35	9-9	Catherine Wesley	200	3220995	3219995
36	"	Irella Earle	2000	3222505	3220995
37	10-2	Beulah Jackson	1000	3223538	3222505
38	"	Reborah L. Hayes	5000	3227571	3223538
39	110	Bennie O. Finley	1000	3233571	3227571
40	1	Johnnie Clarence Grant	1500	3237624	3233571
		Elizabeth Branson	2777	3241001	3237624

F-2-M-101

		2		3	
19781	9 13	Catherine Wesley	1987	3242738	3241001
2	20	Ruby Slayton	1000	3242738	3242738
3	29	Barbara Baker	10000	3252738	3243738
4	10 4	Mary E. Bowen	2500	3256278	3252738
5	3	Max Luc Owens	6727	3263055	3256278
6	5	Sarah Caldwell	5023	3267088	3262055
7	4	Helen Allen	5023	3273121	3268088
8	2	Doris Kelley	5023	3278154	3273121
9	3	Levlia Lortick	5023	3283187	3278154
10	*	Rita L. Jackson	5023	3288220	3283187
11	4	Carole Barnes	5023	3293253	3288220
12	4	Norman Bille	5023	3298286	3293253
13	10 4	Ophelia Jacobson	5023	3303319	3298286
14	5	Sam Bonner	5023	3308352	3303319
15	2	Rosie M. Johnson	1000	3313385	3308352
16		Minnie Rias	10000	3318418	3313385
17		Elizabeth Davis	5023	3323451	3318418
18	10 2	Suzie Lash	5032	3328484	3323451
19	6	Pearl Jordan	5023	3333517	3328484
20	7	T.C. Douglas	5033	3338550	3333517
21	5	Arnold Anderson	5023	3343583	3338550
22		Sammie Dawne	5023	3348616	3343583
23	9	Doris Kelley	1987	3353649	3348616
24	9 23	Mildred J. Simmons	7000	3358682	3353649
25	10 0	Gisteen Anderson	5023	3363715	3358682
26		Agnes Brown	5023	3368748	3363715
27		No Name - W.S.M.O.	500	3373781	3368748
28	10 16	Rosa Pitts	500	3378814	3373781
29	3	Ann Erieland	5000	3383847	3378814
30	9 19	Ella Sweet	5000	3388880	3383847
31	10 9	Melvenia Green	26533	3393913	3388880
32	18	Mamie R. Everly	1000	3398946	3393913
33	6	Mabel Dodge	5023	3403979	3398946
34	"	Beulah Langston	7326	3414012	3403979
35	10	Velma Casimir	5023	3419045	3414012
36	*	Christena Fisher	1000	3424078	3419045
37	16	Beulah Pendleton	5000	3429111	3424078
38		Lucille Hicks	5023	3434144	3429111
39		Bessie Gibson	5023	3439177	3434144
40	7	Mary E. Bowen	2533	3444210	3439177
	20	Joe Anne O'Byant	2100	3449243	3444210

42-11-12

Peoples Temple Mail Income			
Date	Source / Explanation	Amount	Balance
10/26	Constance Jackson	50.33	34,482.67
11/1	Ella Sweet	61.84	34,544.51
9/23	Buss Hill	372.00	34,916.51
10/9	Beatrice Jennings	50.33	34,866.18
10/20	Dorothy Jordan	50.33	34,815.85
10/24	Donna Carlyle	50.33	34,765.52
10/28	Leatha Lunnister	12.00	34,753.52
10/27	Susan Amolin	50.33	34,703.19
10/31	Mae Owens	67.77	34,635.42
10/31	Bela Bikar	70.33	34,565.09
11/1	Rose Marie Shaw	50.33	34,514.76
11/2	Bartha Gibson	50.33	34,464.43
11/2	T. D. Gibson	50.33	34,414.10
10/8	Melvin Murphy	50.33	34,363.77

F-2-M-100

LILLIAN MALLOY

124-14-0111

1	2	3	4	5	6
	DATE	SOURCE/EXPLANATION	AMOUNT	BALANCE	PREVIOUS BALANCE
1977	7 11	SSA Ins.	730	730	-
2	8 3	" "	24070	24840	730
3	7 20	Savings + Security Plan <small>Employees of VSCA for Non-Secretarial</small>	2461	27301	24840
4	9 2	SSA for Aug.	24070	51371	27301
5	10 3	" Sept.	24070	75441	51371
6	11 3	" Oct.	24070	99511	75441
7	12 2	" Ins.	24070	123581	99511
8	5	Bank of Montreal	2461	126042	123581
9	9 30	Savings + Security Plan	2461	148092	126042
10	10 31	"	2461	172753	148092
11	12 31	"	2461	197314	172753
12	1 3	SSA for Dec.	2461	221975	197314
13	3 1	Savings + Security Plan	2461	246586	221975
14	5 28	"	2461	271247	246586
15	3 3	SSA for Feb.	2461	295908	271247
16	3 1	Savings + Security Plan	2461	320569	295908
17	4 25	Bank of Montreal	2461	345230	320569
18	5 3	SSA Ins.	2461	369891	345230
19	4 29	Savings + Security Plan	2461	394552	369891
20	2 4	SSA Ins.	46600	441152	394552
21	6 2	" for May	2461	465813	441152
22	1 4	Savings + Security Plan	2461	490474	465813
23	5 31	"	2461	515135	490474
24	6 30	"	2461	539796	515135
25	7 3	SSA for June	2461	564457	539796
26	2 1	Savings + Security Plan	2461	589118	564457
27	2 5	SSA Ins.	1630	605418	589118
28	7 3	SSA for July	2461	630079	605418
29	3 1	Savings + Security Plan	2461	654740	630079
30	1 5	Revolving Fund - Savings + Security	3061	685351	654740
31	7 1	SSA for Aug.	2461	710012	685351
32	10 3	" Sept.	2461	734673	710012
33	9 20	Savings + Security Plan	2461	759334	734673
34	10 31	"	2461	783995	759334
35					
36					
37					
38					
39					
40					

	1	2	3
DATE	SOURCE/EXPLANATION	AMOUNT	PREVIOUS BALANCE
1977	9-2 SSA for Aug.	195.10	195.10
2	11-3 " " Oct.	195.10	390.20
3	10-3 SSA for Sept.	195.10	585.30
1978	2-3 " " Jan.	192.40	777.70
5	2-3 SSA Ins.	195.10	972.80
6	2-4 " "	36.31	1009.10
7	4-3 " for Mar.	187.40	1196.50
8	5 " " Apr.	197.40	1393.90
9	12-8 Merchants National Bank Cashiers Check	192.00	1585.90
10	6-2 SSA for May	193.40	1779.30
11	7-3 SSA Ins.	238.60	2017.90
12	8 " SSA for July	207.80	
13	9 1 " " Aug.	207.70	
14	10-3 " " Sept.	209.80	
15			
16			
17			
18			
19			
20			
21			
22			
23			
24			
25			
26			
27			
28			
29			
30			
31			
32			
33			
34			
35			
36			
37			
38			
39			
40			

2/27/78

MARY MAYSACK

435-05-7625

DATE	SOURCE/EXPLANATION	AMOUNT	BALANCE	PREVIOUS BALANCE
1977 10.5	SSA for Sept.	193.60	193.60	-
2 9.26	" Ins.	173.60	367.20	193.60
3 11.3	" "	193.60	560.80	367.20
4 12.2	" Nov.	173.60	734.40	560.80
1978 1.3	" Dec.	193.60	928.00	734.40
1978 12.22	SSA Ins.	3.20	931.20	928.00
1978 2.3	" Jan.	201.30	1132.50	931.20
8 7	" Ins.	144.00	1276.50	1132.50
9 3.2	" for Feb.	201.30	1477.80	1276.50
10 4	" Mar.	201.30	1679.10	1477.80
11 5	" Apr.	201.30	1880.40	1679.10
12 6.2	" May	201.30	2081.70	1880.40
13 7.3	" June	214.50	2296.20	2081.70
14 8	" July	214.50	2510.70	2296.20
15 9.1	" Aug.	214.50	2725.20	2510.70
16 10.3	" Sept.	214.50	2939.70	2725.20
17				
18				
19				
20				
21				
22				
23				
24				
25				
26				
27				
28				
29				
30				
31				
32				
33				
34				
35				
36				
37				
38				
39				
40				

F. P. M. (S)

Henry Mercer

199-03-273

DATE	SOURCE/EXPLANATION	AMOUNT	BALANCE	REMARKS
1974				
1				
2				
3				
4				
5				
6				
7				
8				
9				
10				
11				
12				
13				
14				
15				
16				
17				
18				
19				
20				
21				
22				
23				
24				
25				
26				
27				
28				
29				
30				
31				
32				
33				
34				
35				
36				
37				
38				
39				
40				

199-03-273

Lucy Miller

421-42-9554

COLUMN	WRITE				PREVIOUS
		1	2	3	BALANCE
DATE	SOURCE/EXPLANATION	AMOUNT	BALANCE	BALANCE	
1978 1	1 16 SSA Ins.	324.00	324.00		
2	2 3 " "	64.80	388.80	324.00	
3	3 " " for Feb.	64.80	453.60	388.80	
4	4 " " Mar.	64.80	518.40	453.60	
5	5 " " Apr.	103.30	621.70	518.40	
6	6 2 " " May	32.50	654.20	621.70	
7	7 3 " " June	33.30	687.50	654.20	
8	8 " " July	33.30	720.80	687.50	
9	9 1 " " Aug.	33.30	754.10	720.80	
10	10 3 " " Sept.	33.30	787.40	754.10	
11					
12					
13					
14					
15					
16					
17					
18					
19					
20					
21					
22					
23					
24					
25					
26					
27					
28					
29					
30					
31					
32					
33					
34					
35					
36					
37					
38					
39					
40					

Handwritten signature or initials, possibly "K. J. Miller".

CALLIE MAE MITCHELL

573-03-9362

	1	2	3		
	DATE	SOURCE/EXPLANATION	AMOUNT	BALANCE	PREVIOUS BALANCE
1977	8 3	SSA for July	103.00	103.00	
2	11 17	" Ins	393.60	496.60	103.00
3	12 2	"	95.30	591.90	496.60
4		Kennic Hobson	225.25	817.15	591.90
1978	1 3	SSA for Dec.	95.30	912.45	817.15
6	2	" Jan.	95.30	1007.75	912.45
7	3	" Feb.	95.30	1103.05	1007.75
8	4	" Mar.	95.30	1198.35	1103.05
9	5	" Apr.	95.30	1293.65	1198.35
10	6 2	" May	95.30	1388.95	1293.65
11	7 3	" June	101.50	1490.45	1388.95
12	8	" July	101.50	1591.95	1490.45
13	9 1	" Aug.	101.50	1693.45	1591.95
14	10 3	" Sept.	101.50	1794.95	1693.45
15					
16					
17					
18					
19					
20					
21					
22					
23					
24					
25					
26					
27					
28					
29					
30					
31					
32					
33					
34					
35					
36					
37					
38					
39					
40					

K-3-11-5

EDWARD MOORE...

435-12-5944

DATE	SOURCE/EXPLANATION	AMOUNT	BALANCE	PREVIOUS BALANCE
1977 12-2	SSA for Nov.	19360	19360	
1978 1-3	" Dec.	19360	38720	19360
2-3	" Jan.	19360	58080	38720
3-3	" Feb.	19360	77440	58080
4-4	" Mar.	19360	96800	77440
5-14	" Apr.	19360		
6-2	" May	19360		
7-3	" June	20620		
8-11	" July	20620		
10-15	SSA Inc.	20620		
9-1	SSA for Aug.	20620		

K-2-M-k

LUGENIA MORRISON

461-26-5632

DATE	SOURCE / EXPLANATION	AMOUNT	BALANCE	PREVIOUS	
				BALANCE	BALANCE
1977 8-3	SSA For July	9640	9640		
2 9-2	" Aug.	9640	19280	9640	
3 10-3	" Sept.	9640	28920	19280	
4 11-3	" Oct.	13800	42720	28920	
5 10-29	Obama Arnold	9000	51720	42720	
6 12-2	SSA for Nov.	6500	58220	51720	
1978 1-2	" Dec.	13800	72020	58220	
8 2-1	" Jan.	12200	84220	72020	
9 3-1	" Feb.	13800	98020	84220	
10 4-1	" Mar.	13200	111220	98020	
11 5-3	" Apr.	13200	124420	111220	
12 6-2	" May	13200	137620	124420	
13 7-3	" June	13200	150820	137620	
14 8-1	" July	14700	165520	150820	
15 9-1	" Aug.	14700			
16 10-3	" Sept.	14700			
18					
19					
20					
21					
22					
23					
24					
25					
26					
27					
28					
29					
30					
31					
32					
33					
34					
35					
36					
37					
38					
39					
40					

F-2-11-8

CHILDREN OF J. MORRISON
(Luzenia Morrison)
461-26-5632

DATE	SOURCE/EXPLANATION	AMOUNT	BALANCE	PREVIOUS BALANCE
1977 8 3	SSA for July	192.80	192.80	
2 9 2	" Aug.	192.80	385.60	192.80
3 10 3	" Sept.	192.80	578.40	385.60
4 11 3	" Oct.	138.00	716.40	578.40
5 12 2	" Nov.	138.00	854.40	716.40
1978 1 3	" Dec.	138.00	992.40	854.40
7 2 "	" Jan.	138.00	1130.40	992.40
8 3 1	" Feb.	138.00	1268.40	1130.40
9 4 0	" Mar.	138.00	1406.40	1268.40
10 5 0	" Apr.	138.00	1544.40	1406.40
11 6 2	" May	138.00	1682.40	1544.40
12 2 3	" June	143.00	1825.40	1682.40
13 8 7	" July	143.00	1968.40	1825.40
14 9 1	" Aug.	143.00		
15 10 3	" Sept.	143.00		
16				
17				
18				
19				
20				
21				
22				
23				
24				
25				
26				
27				
28				
29				
30				
31				
32				
33				
34				
35				
36				
37				
38				
39				
40				

47

EURA L. MOSES

549-24-7040

DATE	SOURCE/EXPLANATION	AMOUNT	BALANCE	PREVIOUS BALANCE
1977 8/3	SSA for July	211.50	211.50	-
9/2	" " Aug	211.50	423.00	211.50
11/1	" " Tns.	399.90	822.90	423.00
12/2	" " for Nov.	20.30	1026.70	822.90
1978 1/3	" " Dec.	20.30	1236.50	1026.70
2/3	" " Jan.	20.30	1436.30	1236.50
3/4	" " Feb.	234.60	1670.90	1436.30
4/4	" " Mar.	211.50	1882.40	1670.90
5/5	" " Apr.	211.50		
6/2	" " May	211.50		
7/3	" " June	225.30		
8/3	" " July	225.30		
9/1	" " Aug.	225.30		
10/3	" " Sept.	225.30		
15				
16				
17				
18				
19				
20				
21				
22				
23				
24				
25				
26				
27				
28				
29				
30				
31				
32				
33				
34				
35				
36				
37				
38				
39				
40				

E-27-10

GLEN MOTON

263-05-7316

			1	2	3	
						PREVIOUS
DATE	SOURCE/EXPLANATION	AMOUNT	BALANCE	BALANCE		
1977	10 3 SSA Ins.	261.90	261.90	-		1
2	9 9 VA Pension	350.53	612.43	261.90		2
3	11 2 SSA for Oct.	261.90	874.33	612.43		3
4	9 2 " Aug	261.90	1136.23	874.33		4
5	10 1 VA Pension	105.90	1242.13	1136.23		5
6	12 2 SSA for Nov.	261.90	1504.03	1242.13		6
1978	1 2 " Dec.	261.90	1765.93	1504.03		7
1978	11 1 VA Pension	110.590	1876.52	1765.93		8
9	12 1 " "	110.590	1987.11	1876.52		9
10	22 SSA Ins.	250	1991.43	1987.11		10
1978	2 3 " for Jan	269.60	2261.03	1991.43		11
12	3 " " Feb.	269.60	2530.63	2261.03		12
13	12 30 VA Pension	110.590	2641.23	2530.63		13
14	3 4 Social Williams	600	2652.53	2641.23		14
15	4 3 SSA for Mar.	269.60	2922.13	2652.53		15
16	5 " " Apr.	269.60	3191.73	2922.13		16
17	3 31 VA Pension	6.25	3197.98	3191.73		17
18	3 22 " "	12.50	3210.48	3197.98		18
19	6 2 SSA for May	269.60	3480.08	3210.48		19
20	5 1 VA Pension	6.25	3486.33	3480.08		20
21	6 1 " "	6.25	3492.58	3486.33		21
22	7 3 SSA for June	287.20	3779.78	3492.58		22
23	6 30 VA Pension	6.25	3786.03	3779.78		23
24	8 1 " "	6.25	3792.28	3786.03		24
25	3 SSA for July	287.20	4079.48	3792.28		25
26	9 1 " Aug	287.20	4366.68	4079.48		26
27	" VA Pension	6.25	4372.93	4366.68		27
28	10 1 " "	6.25	4379.18	4372.93		28
29	3 SSA for Sept.	287.20	4666.38	4379.18		29
30						30
31						31
32						32
33						33
34						34
35						35
36						36
37						37
38						38
39						39
40						40

11
12
13
14
15
16
17
18
19
20
21
22
23
24
25
26
27
28
29
30
31
32
33
34
35
36
37
38
39
40

VIOLA MOTON

			1	2	3	
	DATE	SOURCE/EXPLANATION	AMOUNT	BALANCE	PREVIOUS BALANCE	
1937	10 24	Winifred C. Moton	134.00	134.00	-	1
	12 12	"	348.42	522.42	134.00	2
		"	134.21	696.63	522.42	3
	3 20	"	134.00	830.63	696.63	4
	7 31	City of Philadelphia	248.52	1119.15	830.63	5
	8	"	248.52	1367.67	1119.15	6
	29	"	248.52	1616.19	1367.67	7
					1616.19	8
						9
						10
						11
						12
						13
						14
						15
						16
						17
						18
						19
						20
						21
						22
						23
						24
						25
						26
						27
						28
						29
						30
						31
						32
						33
						34
						35
						36
						37
						38
						39
						40

K-2-W-12

84-4286-2018

ESTHER MUELLER

303-26-4442

	1	2	3
DATE	SOURCE/EXPLANATION	AMOUNT	PREVIOUS BALANCE
1977 8 3	SSA for July	15330	15330
1977 8 3	SSA Ins.	103310	122640
3 4	SSA for Mar.	15330	137970
4 3 16	Lawyers Title Ins. Corp.	84274	222244
5 5 3	SSA for Apr.	15330	237574
6 6 1	SSA Ins.	4620	242194
7 7	for May	15330	257524
8 8 3	" June	17160	
9 9	" July	17160	
10 9 1	" Aug.	17160	
11 10 3	" Sept.	17160	
12			
13			
14			
15			
16			
17			
18			
19			
20			
21			
22			
23			
24			
25			
26			
27			
28			
29			
30			
31			
32			
33			
34			
35			
36			
37			
38			
39			
40			

4803 - Buff
8803 - Green

ESTHER MUELLER

MARY MURPHY

385-26-7009

DATE	NAME	AMOUNT	BALANCE	PREVIOUS BALANCE
1973 5-30	Crocker National Bank, Cashiers CK 729604	5000.00	5000.00	-
6-2	SSA for May	183.90	5183.90	5000.00
5-30	American Express Travelers Cheque	100.00	5283.90	5183.90
"	"	100.00	5383.90	5283.90
"	"	100.00	5483.90	5383.90
"	"	100.00	5583.90	5483.90
7-30	Mary Murphy	2037.00	3546.90	5583.90
5-3	SSA Ins.	195.90	3742.80	3546.90
8	SSA for July	195.90	3938.70	3742.80
9-1	SSA Ins.	179.50	4118.20	3938.70
10-3	SSA for Sept.	183.70	4301.90	4118.20
5-30	American Express Travelers Cheque	100.00	4401.90	4301.90
"	"	100.00	4501.90	4401.90
"	"	100.00	4601.90	4501.90
"	"	100.00	4701.90	4601.90
"	"	100.00	4801.90	4701.90
"	"	100.00	4901.90	4801.90
"	"	100.00	5001.90	4901.90
"	"	100.00	5101.90	5001.90
"	"	100.00	5201.90	5101.90
"	"	100.00	5301.90	5201.90
"	"	100.00	5401.90	5301.90
"	"	100.00	5501.90	5401.90
"	"	100.00	5601.90	5501.90
"	"	100.00	5701.90	5601.90
"	"	100.00	5801.90	5701.90
"	"	100.00	5901.90	5801.90
"	"	100.00	6001.90	5901.90
"	"	100.00	6101.90	6001.90
"	"	100.00	6201.90	6101.90
"	"	100.00	6301.90	6201.90
"	"	100.00	6401.90	6301.90
"	"	100.00	6501.90	6401.90
"	"	100.00	6601.90	6501.90
"	"	100.00	6701.90	6601.90
"	"	100.00	6801.90	6701.90
"	"	100.00	6901.90	6801.90
"	"	100.00	7001.90	6901.90
"	"	100.00	7101.90	7001.90
"	"	100.00	7201.90	7101.90
"	"	100.00	7301.90	7201.90
"	"	100.00	7401.90	7301.90
"	"	100.00	7501.90	7401.90
"	"	100.00	7601.90	7501.90
"	"	100.00	7701.90	7601.90
"	"	100.00	7801.90	7701.90
"	"	100.00	7901.90	7801.90
"	"	100.00	8001.90	7901.90
"	"	100.00	8101.90	8001.90
"	"	100.00	8201.90	8101.90
"	"	100.00	8301.90	8201.90
"	"	100.00	8401.90	8301.90
"	"	100.00	8501.90	8401.90
"	"	100.00	8601.90	8501.90
"	"	100.00	8701.90	8601.90
"	"	100.00	8801.90	8701.90
"	"	100.00	8901.90	8801.90
"	"	100.00	9001.90	8901.90
"	"	100.00	9101.90	9001.90
"	"	100.00	9201.90	9101.90
"	"	100.00	9301.90	9201.90
"	"	100.00	9401.90	9301.90
"	"	100.00	9501.90	9401.90
"	"	100.00	9601.90	9501.90
"	"	100.00	9701.90	9601.90
"	"	100.00	9801.90	9701.90
"	"	100.00	9901.90	9801.90
"	"	100.00	10001.90	9901.90

F-2-m-14





Mc

ALLIE McCLAIN

430-38-8524

DATE	SOURCE/EXPLANATION	AMOUNT	BALANCE	PREVIOUS BALANCE
1977 9-2	SSA for Aug	11430	11430	
10-20	SSA Ins.	11430	43030	11430
11-3	"	52920	43030	31600
12-2	" for Nov.	10660	63580	52920
1978 1-3	" Dec.	10660	74240	63580
2-	" Jan.	10660	84900	74240
3-	" Feb.	10660	95560	84900
4-	" Mar.	10660		95560
5-	" Apr.	10660		
6-2	" May	10660		
7-3	" June	11360		
8-	" July	11360		
9-1	" Aug	11360		
10-3	" Sept.	11360		

430-38-8524

ANNIE Mc GOWAN
 355-01-1484
 A355011484

DATE	SOURCE/EXPLANATION	AMOUNT	BALANCE	PREVIOUS BALANCE	
1977	8 1 RR Reg. Ann	116.55	116.55		1
2	3 SSA for July	192.10	308.65	116.55	2
3	9 1 RR Reg. Ann	116.55	425.20	308.65	3
4	8 SSA for Aug.	192.10	617.30	425.20	4
5	10 3 " Sept.	192.10	809.40	617.30	5
6	11 1 " Oct.	192.10	1001.50	809.40	6
7	10 1 RR Reg. Ann	116.55	1118.05	1001.50	7
8	11 1 " "	116.55	1234.60	1118.05	8
9	12 1 " "	116.55	1351.15	1234.60	9
10	2 SSA for Nov.	192.10	1543.25	1351.15	10
11	13 " Dec.	192.10	1735.35	1543.25	11
12	2 " Jan	192.10	1927.45	1735.35	12
13	4 " Mar.	192.10	2119.55	1927.45	13
14	3 " Feb.	192.10	2311.65	2119.55	14
15	5 3 " Apr.	192.10	2503.75	2311.65	15
16	6 2 " May	192.10	2695.85	2503.75	16
17	26 RR Reg. Ann	192.10	2887.95	2695.85	17
18	7 1 " "	116.55	3004.50	2887.95	18
19	3 SSA for June	204.60	3209.10	3004.50	19
20	8 1 RR Reg. Ann	116.55	3325.65	3209.10	20
21	3 SSA for July	204.60	3530.25	3325.65	21
22	9 1 " Aug.	116.55	3646.80	3530.25	22
23	" RR Reg. Ann	116.55	3763.35	3646.80	23
24	10 2 " "	116.55	3880.00	3763.35	24
25	7 SSA for Sept.	204.60	4084.60	3880.00	25
26					26
27					27
28					28
29					29
30					30
31					31
32					32
33					33
34					34
35					35
36					36
37					37
38					38
39					39
40					40

LEVATOS MCKINNIS

437-20-9204

COLUMN WRITE		1	2	3
DATE	SOURCE / EXPLANATION	AMOUNT	BALANCE	PREVIOUS BALANCE
1977 9.1	Warehousemen's Pension Plan	191.88	191.88	
10.1	"	191.88	383.76	191.88
9.2	SSA for Aug.	387.20	770.96	383.76
10.3	" Sept.	387.20	1158.16	770.96
11.	" Oct.	387.20	1545.36	1158.16
12.2	" Nov.	387.20	1932.56	1545.36
11.1	Warehousemen's Pension Plan	191.88	2124.44	1932.56
12.1	"	191.88	2316.32	2124.44
1.2	"	191.88	2508.20	2316.32
2.3	SSA for Dec.	387.20	2895.40	2508.20
4.	" Mar.	387.20	3282.60	2895.40
2.	" Jan.	387.20	3669.80	3282.60
3.	" Feb.	387.20	4057.00	3669.80
5.	" Ins.	387.20	4444.20	4057.00
3.1	Warehousemen's Pension Plan	191.88	4636.08	4444.20
6.2	SSA for May	387.20	5023.28	4636.08
10.3	State of Calif Tax Refund	33.00	5060.28	5023.28
7.3	SSA for June	412.50	5472.78	5060.28
120	John H. Suther Trustee	361.53	5834.31	5472.78
8.3	SSA for July	412.50	6246.81	5834.31
9.1	" Aug.	412.50	6659.31	6246.81
10.3	" Sept.	412.50	7071.81	6659.31
12	SSA Ins.	9.00	7080.81	7071.81

437-20-9204

DIANE MCKNIGHT

573-90-4740

COLUMN WRITE		1	2	3	
DATE	SOURCE/EXPLANATION	AMOUNT	BALANCE	PREVIOUS BALANCE	
1979 1	5-18 Calif. Tax Refund	4310	4310	-	1
					2
					3
					4
					5
					6
					7
					8
					9
					10
					11
					12
					13
					14
					15
					16
					17
					18
					19
					20
					21
					22
					23
					24
					25
					26
					27
					28
					29
					30
					31
					32
					33
					34
					35
					36
					37
					38
					39
					40

F-2-11-18

EARL MCKNIGHT

453-01-9178

DATE	SOURCE/EXPLANATION	AMOUNT	BALANCE	PREVIOUS BALANCE
1977 1 4 13	State of Calif. Income Tax Refund	2500	2500	
2 3 1	ILDU-PMA Pension + Welfare Benefits	25970	28470	2500
3 9 1	"	25970	54440	28470
4 10 1	"	25970	80410	54440
5 11 1	"	25970	106380	80410
6 12 1	"	25970	132350	106380
7 1 1	"	25970	158320	132350
8 2 1	"	25970	184290	158320
9 4 1	"	25970	210260	184290
10 5 1	"	25970	236230	210260
11 6 1	"	25970	262200	236230
12 7 1	"	26020	288180	262200
13 8 1	"	26020		
14 9 1	"	26020		
15 10 1	"	26020		
16 11 1	State of Calif. - tax refund	2700		
17 11 1	ILWU-PMA Pension + Welfare Benefits Act	23600		
18				
19				
20				
21				
22				
23				
24				
25				
26				
27				
28				
29				
30				
31				
32				
33				
34				
35				
36				
37				
38				
39				
40				

FM-19

GERTRUDE NALOR

	1	2	3	
	AMOUNT	BALANCE	PREVIOUS	
DATE	SOURCE/EXPLANATION		BALANCE	
1971 12 5	Bank of Montreal	681.60	681.60	1
78 2 4 95		681.60	1363.20	2
11 13		1363.20	1363.20	3
			2626.40	4
				5
				6
				7
				8
				9
				10
				11
				12
				13
				14
				15
				16
				17
				18
				19
				20
				21
				22
				23
				24
				25
				26
				27
				28
				29
				30
				31
				32
				33
				34
				35
				36
				37
				38
				39
				40

9-8-01

T.P.A. M. NICHOLS

367-26-9838

COLUMN	WRITE	1	2	3
DATE	SOURCE/EXPLANATION	AMOUNT	BALANCE	PREVIOUS BALANCE
1 3-13	SSA for Feb.	114.30	114.30	
2 4 "	" Mar.	114.30	228.60	114.30
3 5 "	" Apr.	114.30	342.90	228.60
4 6-2	" May	114.30	457.20	342.90
5 7-3	" June	121.80	579.00	457.20
6 8 "	" July	121.80		579.00
7 9-1	SSA Ins.	121.80		
8 10-3	SSA for Sept.	105.40		
9 12	SSA Ins.	520		
10				
11				
12				
13				
14				
15				
16				
17				
18				
19				
20				
21				
22				
23				
24				
25				
26				
27				
28				
29				
30				
31				
32				
33				
34				
35				
36				
37				
38				
39				
40				

F-3-N-7

P. C. NORRIS

435-09-1983

		1	2		3
DATE	SOURCE/EXPLANATION	AMOUNT	BALANCE	PREVIOUS BALANCE	
1978 1 7 3	SSA for June	143 30	143 30		1
2 8 "	" July	143 30	286 60	143 30	2
3 9 1	" Aug.	143 30	429 90	286 60	3
4				429 90	4
5					5
6					6
7					7
8					8
9					9
10					10
11					11
12					12
13					13
14					14
15					15
16					16
17					17
18					18
19					19
20					20
21					21
22					22
23					23
24					24
25					25
26					26
27					27
28					28
29					29
30					30
31					31
32					32
33					33
34					34
35					35
36					36
37					37
38					38
39					39
40					40

P. C. NORRIS

FAIRY L. NORWOOD

CSF 1044920W

1978	COLUMN WRITE	DATE	SOURCE / EXPLANATION	AMOUNT	BALANCE	PREVIOUS
						BALANCE
1		5-15	SF Annuity	267.00	267.00	
2		7-1	"	267.00	534.00	267.00
3		8-1	"	267.00		534.00
4		9-1	"	267.00		
5		10-2	"	280.00		
6						
7						
8						
9						
10						
11						
12						
13						
14						
15						
16						
17						
18						
19						
20						
21						
22						
23						
24						
25						
26						
27						
28						
29						
30						
31						
32						
33						
34						
35						
36						
37						
38						
39						
40						

F-2-N-1

ZELLINE O'BRYANT

565-42-7169

	DATE	SOURCE/EXPLANATION	AMOUNT	BALANCE	PREVIOUS BALANCE
1	1977	8/6 SSA Tns	148.30	148.30	-
2	11/2		446.10	594.80	148.30
3	12/2	for Nov.	133.30	728.10	594.80
4	1978	1/3 Dec.	141.00	869.10	728.10
5	2	Jan.	141.00	1010.10	869.10
6	3	Feb.	141.00	1151.10	1010.10
7	4	Mar.	141.00	1292.10	1151.10
8	5	Apr.	141.00	1433.10	1292.10
9	6/2	May	141.00	1574.10	1433.10
10	7/3	June	150.30	1724.40	1574.10
11	8	July	150.30		1724.40
12	9/1	Aug.	150.30		
13	10/3	Sept.	150.30		
14					
15					
16					
17					
18					
19					
20					
21					
22					
23					
24					
25					
26					
27					
28					
29					
30					
31					
32					
33					
34					
35					
36					
37					
38					
39					
40					

6-2-80

BEATRICE A. ORSOT

CSA 1932041

DATE	SOURCE/EXPLANATION			PREVIOUS
		AMOUNT	BALANCE	BALANCE
1977 1	9 1 CSA Annuity	393.68	393.68	
2	10 1 "	393.68	787.36	393.68
3	11 1 "	393.68	1181.04	787.36
4	12 1 "	393.68	1574.72	1181.04
1978 5	1 3 "	393.68	1968.40	1574.72
6	2 1 "	393.68	2362.08	1968.40
7	3 1 "	393.68	2755.76	2362.08
8	4 1 "	404.09		
9	5 1 "	404.09		
10	6 1 "	404.09		
11	7 1 "	404.09		
12	8 1 "	404.09		
13	9 1 "	404.09		
14	10 2 "	404.09		
15	6 "	37.00		

W.D.N.

JANE OLWEYS

510-12-5707

	1	2	3			
	DATE	SOURCE/EXPLANATION	AMOUNT	BALANCE	PREVIOUS BALANCE	
1973	12 5	Bank of Montreal	320.00	320.00		1
2	1 11	Wilridge & Holland Attorneys at Law	433.00	1207.04	320.00	2
3	4 25	Bank of Montreal	539.20	1746.24	1207.04	3
4	5 3	SSA Ins.	144.80	1941.04	1746.24	4
5	6 2	SSA for May	146.80	2087.84	1941.04	5
6	7 3	SSA - Ins.	156.40	2244.24	2087.84	6
7	8	SSA for July	156.40		2244.24	7
8	9 1	" Aug.	156.40			8
9	10 3	" Sept.	156.40			9
10	2	SSA Ins.	9.20			10
11	11 13	Bank of Montreal (final balance)	144.80			11
12						12
13						13
14						14
15						15
16						16
17						17
18						18
19						19
20						20
21						21
22						22
23						23
24						24
25						25
26						26
27						27
28						28
29						29
30						30
31						31
32						32
33						33
34						34
35						35
36						36
37						37
38						38
39						39
40						40

510-12-5707

DONATIONS

DATE	SOURCE/EXPLANATION	AMOUNT	BALANCE	PREVIOUS BALANCE
2-1	Crestwood Escrow Service # 1469-PW	115073.45	115073.45	-
1	" * 1374-PW	111252.50	26325.93	15073.45
1-31	" * 1611-PW	373052.61	399254.53	26325.93
5-30	Sale of Box 8	8000.00	407254.53	399254.53
11-10	Walter Baldwin American Express Co. Transfer Chicago 894637373	10.00	407264.53	407254.53
"	" 784	20.00	407284.53	407264.53
"	" 785	20.00	407304.53	407284.53
"	" 786	20.00	407324.53	407304.53
"	" 787	20.00	407344.53	407324.53
"	" 788	20.00	407364.53	407344.53
"	" 789	20.00	407384.53	407364.53
			407404.53	407384.53

4-8-PW

BEATRICE PARKER

096-03-0411

	1	2	3
DATE	SOURCE/EXPLANATION	AMOUNT	PREVIOUS BALANCE
1977	9 7 U.S.A. Postal M.O. Jean Parker	45.00	45.00
2	18 SSA Ins.	463.00	508.00
3	10/14 SSA Ins.	463.00	971.00
4	11 3 "	331.60	1302.60
5	12 2 " for Nov.	231.60	1534.20
1978	1 3 " Dec.	231.60	1765.80
7	2 " " Jan.	231.60	1997.40
8	3 " " Feb.	231.60	2229.00
9	4 " " Mar.	231.60	2460.60
10	5 " " Apr.	231.60	2692.20
11	6 2 " May	231.60	2923.80
12	7 3 " June	231.60	3155.40
13	8 4 " July	231.60	3387.00
14	9 1 " Aug.	231.60	3618.60
15	10 3 " Sept.	231.60	3850.20
16			
17			
18			
19			
20			
21			
22			
23			
24			
25			
26			
27			
28			
29			
30			
31			
32			
33			
34			
35			
36			
37			
38			
39			
40			

E. J. R. 2

EDITH A. PARKS

291-24-4573

1979	DATE	SOURCE / EXPLANATION	AMOUNT	BALANCE	PREVIOUS BALANCE	
	5-3	SSA for Apr.	12110	12110		1
	6-2	" May	12110		12110	2
	7-3	" June	12910			3
	8 "	" July	12910			4
	9-1	SSA Ins.	13010			5
	9-23	"	2030			6
	10-3	SSA for Sept.	13010			7
						8
						9
						10
						11
						12
						13
						14
						15
						16
						17
						18
						19
						20
						21
						22
						23
						24
						25
						26
						27
						28
						29
						30
						31
						32
						33
						34
						35
						36
						37
						38
						39
						40

4-8 3-3



45-403 EYESALE
45-703 2070 BUYP
MAY 1964

LORE PARRIS

490-14-2308

DATE	SOURCE/EXPLANATION	AMOUNT	BALANCE	PREVIOUS BALANCE
1977				
11/3	Joseph P. Cascina, Jr.	151.10	151.10	
10/17	Doris Kelley	10.00	141.10	151.10
11/3	SSA Tns.	190.80	331.90	141.10
7	Doris Kelley	6.00	336.90	331.90
11	Pamela Jo Kelley	6.00	342.90	336.90
12/7	"	10.00	352.90	342.90
5	Doris Kelley	10.00	362.90	352.90
13	"	10.00	372.90	362.90
2	SSA Tns.	199.90	572.80	372.90
1978				
1/3	" for Dec.	189.30	762.10	572.80
"	Doris Kelley	10.00	772.10	762.10
16	Pamela Jo Kelley	10.00	782.10	772.10
1978				
12/22	SSA Tns.	9.20	791.30	782.10
2/3	SSA for Jan.	206.40	997.70	791.30
2/2	Doris Kelley	10.00	1007.70	997.70
1/23	"	10.00	1017.70	1007.70
2/21	"	10.00	1027.70	1017.70
2/4	Pamela Jo Kelley	10.00	1037.70	1027.70
3/3	SSA for Feb.	206.40	1244.10	1037.70
3	Pamela Jo Kelley	10.00	1254.10	1244.10
12	Doris Kelley	10.00	1264.10	1254.10
4/3	SSA for Mar.	206.40	1470.50	1264.10
9	Doris Kelley	10.00	1480.50	1470.50
3/23	"	10.00	1490.50	1480.50
5/3	SSA for Apr.	206.40	1696.90	1490.50
2	Doris Kelley	10.00	1706.90	1696.90
22	"	10.00	1716.90	1706.90
6/1	"	10.00	1726.90	1716.90
2	SSA for May	206.40	1933.30	1726.90
7/13	Doris Kelley	10.00	1943.30	1933.30
3	SSA for June	219.90	2163.20	1943.30
8	" July	219.90	2383.10	2163.20
7	Doris Kelley	10.00	2393.10	2383.10
31	"	10.00	2403.10	2393.10
9/1	SSA for Aug.	219.90	2623.00	2403.10
10/3	" Sept.	219.90	2842.90	2623.00
13	Doris Kelley	10.00	2852.90	2842.90

K-1-R-14

45-603 EYE-EXAM
45-703 20170 BUFT
45-914

LUCILLE F. PAYNEY
568-12-2637
565-96-2940

	1	2	3
			PREVIOUS
DATE	SOURCE/EXPLANATION	AMOUNT	BALANCE
1978 3 31	SSA Ins.	1903 40	1903 40
4 5	"	226 00	2177 40
5 1	SSA for Apr	236 00	1941 40
6 2	" May	236 00	1705 40
7 3	" June	251 40	1454 00
8 1	SSA Ins.	2 00	1452 00
9 3	SSA for July	259 60	1192 40
10 1	" Aug	259 60	932 80
11 3	" Sept.	259 60	673 20
12			
13			
14			
15			
16			
17			
18			
19			
20			
21			
22			
23			
24			
25			
26			
27			
28			
29			
30			
31			
32			
33			
34			
35			
36			
37			
38			
39			
40			

4-28-78

LENORA PERKINS

548.30-8151

COLUMNS		1	2	3	4
DATE	SOURCE/EXPLANATION	AMOUNT	BALANCE	PREVIOUS BALANCE	
1937-1	9-2 SSA for Aug	1.5250	1.5250	-	1
1936	(5-19 Ins.	14.480	2.9730	1.5250	2
	6-2 "	1.5250	4.4980	2.9730	3
	7-1 "	10.3520	7.5250	4.4980	4
	7-3 SSA for June	16.250		15.2500	5
	8-2 " July	16.250			6
	9-1 " Aug	16.250			7
	10-3 " Sept.	16.250			8
					9
					10
					11
					12
					13
					14
					15
					16
					17
					18
					19
					20
					21
					22
					23
					24
					25
					26
					27
					28
					29
					30
					31
					32
					33
					34
					35
					36
					37
					38
					39
					40

6-2-2-6

ROSEY L. PETERSON

549-38-5158

	1	2	3	
	DATE	SOURCE/EXPLANATION	AMOUNT	PREVIOUS BALANCE
1977	8 3	SSA for July	159.20	159.20
2	9 2	" " Aug.	159.20	318.40
3	11 1	" Tho.	218.40	536.80
4	12 2	" for Nov.	159.20	696.00
1977	1 3	" Tho.	166.80	862.80
6	2 4	" for Jan.	166.80	1029.60
7	3 5	" Feb.	166.80	1196.40
8	4 6	" Mar.	166.80	1363.20
9	5 7	" Apr.	166.80	1529.60
10	6 8	" May	166.80	1696.40
11	7 9	" June	173.80	1870.20
12	8 10	" July	173.80	2044.00
13	9 11	" Aug.	173.80	2217.80
14	10 12	" Sept.	173.80	2391.60
15				
16				
17				
18				
19				
20				
21				
22				
23				
24				
25				
26				
27				
28				
29				
30				
31				
32				
33				
34				
35				
36				
37				
38				
39				
40				

4803 - Buil
4803 - Open

102-2-11

AMANDA E. POINDEXTER

160-32-0925

DATE	SOURCE/EXPLANATION	AMOUNT	BALANCE	PREVIOUS BALANCE
1978 1	1-3 SSA for Dec.	18.890	18.890	
2				19890
3				
4				
5				
6				
7				
8				
9				
10				
11				
12				
13				
14				
15				
16				
17				
18				
19				
20				
21				
22				
23				
24				
25				
26				
27				
28				
29				
30				
31				
32				
33				
34				
35				
36				
37				
38				
39				
40				

1-7-78

OREN POPLIN

466-05-6300

DATE	SOURCE/EXPLANATION	AMOUNT	BALANCE	PREVIOUS BALANCE
1977 6.2	SSA for May	337.90	337.90	
5.18	Pacific Telephone	37.80	375.10	337.90
6.1	TLWA-PMA Amision - Welfare Benefits	203.90	579.00	375.10
9.1	" " (medical fund)	111.00	690.00	579.00
7.2	SSA for June	359.80	1049.80	690.00
8.1	TLWU-PMA	203.90	1253.70	1049.80
3	SSA Ind.	359.80	1613.50	1253.70
7.1	TLWU-PMA	203.90	1817.40	1613.50
9.1	"	203.90	2021.30	1817.40
1	SSA for Aug.	359.80	2381.10	2021.30
10.3	" Sept.	359.80	2740.90	2381.10
1	TLWU-PMA	203.90	2944.80	2740.90
11.1	TLWU-PMA	203.90	3148.70	2944.80

4-8-79

45-403 EYE-EASE
45-703 30/70 DUTY

BESSIE M. PROBY

CSA 2107165

	1	2	3		
	DATE	SOURCE / EXPLANATION	AMOUNT	BALANCE	PREVIOUS BALANCE
1976	10-2	CSA Annuity	46078	46078	—
2					46078
3					
4					
5					
6					
7					
8					
9					
10					
11					
12					
13					
14					
15					
16					
17					
18					
19					
20					
21					
22					
23					
24					
25					
26					
27					
28					
29					
30					
31					
32					
33					
34					
35					
36					
37					
38					
39					
40					

10-2-76

84-4206-2018

EVA H. PUGH

304-01-7850

DATE	SOURCE / EXPLANATION	AMOUNT	BALANCE	PREVIOUS BALANCE
1977				
9-1	Lilly Retirement Plan	50.29	50.29	-
12	SSA for Aug.	429.70	479.99	50.29
10-1	Lilly Retirement Plan	50.29	530.28	479.99
11-1	"	50.29	580.57	530.28
12-1	"	50.29	630.86	580.57
1978				
2-3	SSA Ins.	429.70	1060.56	630.86
1-23	"	171.380	1231.94	1060.56
3-3	" for Feb.	704.50	1936.44	1231.94
3-1	Lilly Retirement Plan	50.29	1986.73	1936.44
1-1	"	50.29	2037.02	1986.73
4-3	SSA for Mar.	449.90	2486.92	2037.02
1-1	Lilly Retirement Plan	50.29	2537.21	2486.92
3-1	Mabel Johnson	75.00	2612.21	2537.21
4-1	"	75.00	2687.21	2612.21
3-1	Lilly Retirement Plan	50.29	2737.50	2687.21
5-3	SSA for Apr.	449.90	3187.40	2737.50
1-1	Mabel Johnson	75.00	3262.40	3187.40
1-1	Lilly Retirement Plan	50.29	3312.69	3262.40
6-2	SSA for May	449.90	3762.59	3312.69
1-1	Mabel Johnson	75.00	3837.59	3762.59
7-1	"	75.00	3912.59	3837.59
6-2	SSA Ins.	75.00	4012.59	3912.59
6-1	Lilly Retirement Plan	50.29	4062.88	4012.59
7-3	SSA for June	479.20	4542.08	4062.88
8-1	Mabel Johnson	75.00	4617.08	4542.08
7-3	SSA for July	479.20	5096.28	4617.08
7-1	Lilly Retirement Plan	50.29	5146.57	5096.28
8-1	"	50.29	5196.86	5146.57
9-1	"	50.29	5247.15	5196.86
11-1	SSA for Aug.	479.20	5726.35	5247.15
10-3	Sept. Jones R. & Eva H. Pugh	17.920	5744.27	5726.35
9-29	Western Title Ins. Co.	750.37	6494.64	5744.27
10-1	Lilly Retirement Plan	50.29	6544.93	6494.64
11-1	Lilly Retirement Plan	50.29	6595.22	6544.93

4-28-11



C





C

C

R

C

RADIO

COLUMN	WRITE						
		1	2	3	1	2	3
DATE	SOURCE / EXPLANATION	AMOUNT	BALANCE	PREVIOUS BALANCE			
1	2-13 Peter L. Manzo	10.00	10.00				1
2	3-7 Harry D. Bradshaw	10.00	20.00	10.00			2
3	6 John G. Johnson	10.00	30.00	20.00			3
4	12 W. L. Ellis	20.00	50.00	30.00			4
5	2-24 Robert A. Voss	10.00	60.00	40.00			5
6	3-12 Dorothy D. Johnson	15.00	75.00	42.00			6
7	9 George Boardley	15.00	90.00	43.00			7
8	22 John A. Lowell, Jr.	15.00	105.00	52.00			8
9	17 Eileen Armagost	10.00	115.00	53.00			9
10	23 Mrs. William Christian	10.00	125.00	63.00			10
11	3 Neal T. Pipekney	15.00	140.00	73.00			11
12	4 Frank M. Bozeman	10.00	150.00	82.00			12
13	6-19 Carl R. Hill	10.00	160.00	92.00			13
14							14
15							15
16							16
17							17
18							18
19							19
20							20
21							21
22							22
23							23
24							24
25							25
26							26
27							27
28							28
29							29
30							30
31							31
32							32
33							33
34							34
35							35
36							36
37							37
38							38
39							39
40							40

K-2-R-1

ESTELLA M. RAILBACK

457-26-5033

COLIN W. WHITE ©

DATE	SOURCE/EXPLANATION	AMOUNT	BALANCE	PREVIOUS BALANCE
1977 1	9 2 SSA for Aug.	20390	20390	-
2	10 3 " Ins.	20390	40780	20390
3	11 3 " for Oct.	18350	59130	40780
4	12 2 " Nov.	19620	78750	59130
1978 5	1 2 " Dec.	19620	98370	78750
6	2 3 " Jan.	19620	117990	98370
7	3 " " Feb.	19620	137610	117990
8	4 " " Mar.	19620	157230	137610
9	5 " " Apr.	19620	176850	157230
10	6 2 " May	19620	196470	176850
11	7 3 " June	20900		196470
12	8 " " July			
13	9 1 " Aug.	20900		
14	10 3 " Sept.	20900		
15				
16				
17				
18				
19				
20				
21				
22				
23				
24				
25				
26				
27				
28				
29				
30				
31				
32				
33				
34				
35				
36				
37				
38				
39				
40				

4.78.87

WILLIE B. REED

483-16-3734

DATE	SOURCE / EXPLANATION	AMOUNT	BALANCE	PREVIOUS BALANCE
1977 9 2	SSA for Aug.	98.50	98.50	-
2 10 20	" Jan.	97.50	196.00	98.50
3 11 3	" "	98.50	294.50	196.00
4 12 2	" for Nov.	98.50	393.00	294.50
1978 1 3	" Dec.	126.90	519.90	393.00
6 2	" Jan.	125.00	644.90	519.90
7 3	" Feb.	125.00	769.90	644.90
8 4	" Mar.	126.20	896.10	769.90
9 6 5	SSA Ins.	97.50	993.60	896.10
10 7 5	" for June	112.10	1105.70	993.60
11 11	SSA Ins.	230	1335.70	1105.70
12 20	"	112.00	1447.70	1335.70
13 8 3	SSA for July			1447.70
14 9 1	" Aug.	112.10		
15 10 3	" Sept.	112.10		
16 2	SSA Ins.	320		
17				
18				
19				
20				
21				
22				
23				
24				
25				
26				
27				
28				
29				
30				
31				
32				
33				
34				
35				
36				
37				
38				
39				
40				

W.B.R.
 4

BERTHA REESE

449-32-5572

	1	2	3			
	DATE	SOURCE / EXPLANATION	AMOUNT	BALANCE	PREVIOUS BALANCE	
1977	12 2	SSA for Adv.	21360	21360	-	1
	19	Jessie Bell Jones, Administratrix of the Estate of Marcus L.H. Jones, Deceased	4942.99	5156.49	21360	2
	20	SSA for Jan.	21360	5370.09	5156.49	3
	1	" Dec.	21360	5583.69	5370.09	4
	3	" Feb.	21360	5797.29	5583.69	5
	4	" Mar.	19820	5995.49	5797.29	6
	5	" Apr.	20590	6201.39	5995.49	7
	6 2	" May	20590	6407.29	6201.39	8
	7 3	SSA Tax.	22530		6407.29	9
	8	SSA for July	22760			10
	9 1	" Aug.	22760			11
	10 3	" Sept.	22760			12
						13
						14
						15
						16
						17
						18
						19
						20
						21
						22
						23
						24
						25
						26
						27
						28
						29
						30
						31
						32
						33
						34
						35
						36
						37
						38
						39
						40

4803 - BUI
4803 - Q124

K. J. REESE

L. BEE REEVES

351-03-3642

DATE	SOURCE/EXPLANATION	AMOUNT	BALANCE	PREVIOUS BALANCE
1977 8 3	SSA for July	253 40	253 40	—
9 2	" Aug.	253 40	506 80	253 40
10 3	" Sept.	253 40	760 20	506 80
11 3	" Oct.	253 40	1013 60	760 20
12 2	" Nov.	253 40	1267 00	1013 60
1978 1 3	" Dec.	253 40	1520 40	1267 00
2 "	" Jan.	253 40	1773 80	1520 40
3 "	" Ins.	253 40	2027 20	1773 80
4 "	" Mar.	253 40	2280 60	2027 20
5 "	" Apr.	253 40	2534 00	2280 60
4 17	Metropolitan Life Ins. Co.	474 11	3008 11	2534 00
6 2	SSA for May	253 40	3261 51	3008 11
7 2	" June	269 90	3531 41	3261 51
8 "	" July	269 90	3801 31	3531 41
9 1	" Aug.	269 90	4071 21	3801 31
10 3	" Sept.	269 90	4341 11	4071 21
11				
12				
13				
14				
15				
16				
17				
18				
19				
20				
21				
22				
23				
24				
25				
26				
27				
28				
29				
30				
31				
32				
33				
34				
35				
36				
37				
38				
39				
40				

4-22-5

OPELL RHODES

377-44-3221

COLUMN WRITE		1	2	3
DATE	SOURCE/EXPLANATION	AMOUNT	BALANCE	PREVIOUS BALANCE
1977 9.2	SSA for Aug.	275.80	275.80	
1977 1.12	SSA Ins.	11.0320	1379.00	275.80
3 2.3	SSA for Jan.	275.80	1654.80	1379.00
4 3	" Feb.	275.80	1930.60	1654.80
5 4	" Mar.	275.80	2206.40	1930.60
6 5	" Apr.	275.80	2482.20	2206.40
17 6.2	" May	250.70	2732.90	2482.20
8 7.3	" June	293.80		
9 8	" July	293.80		
10 9.1	" Aug.	293.80		
11 10.3	" Sept.	293.80		
12				
13				
14				
15				
16				
17				
18				
19				
20				
21				
22				
23				
24				
25				
26				
27				
28				
29				
30				
31				
32				
33				
34				
35				
36				
37				
38				
39				
40				

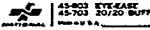
H-2-R-6

ODENIA ROBERSON

	1	2	3	
	DATE	SOURCE/EXPLANATION	AMOUNT	PREVIOUS BALANCE
1927		U.S. Postal M.O. - Nelse Dowd	20.00	20.00
2	12 5	Bank of Montreal	732.50	752.50
3	12 1	Nelse Dowd	30.00	782.50
4	10 3	"	30.00	812.50
1928	2 1	"	30.00	842.50
6	3 20	"	30.00	872.50
7	4 25	Bank of Montreal	254.00	1126.50
8	3 1	Nelse Dowd	30.00	1156.50
9	5 1	"	30.00	1186.50
10	6 1	"	30.00	1216.50
11	9 1	"	30.00	1246.50
12	9 1	"	30.00	1276.50
13	29	"	20.25	1296.75
14	11 2	"	30.00	1326.75
15	13	Bank of Montreal	326.00	1652.75
16				1652.75
17				
18				
19				
20				
21				
22				
23				
24				
25				
26				
27				
28				
29				
30				
31				
32				
33				
34				
35				
36				
37				
38				
39				
40				

4803 - Blue
4803 - Green

K7 R-17



GLADYS ROBERTS

564-36-6629

DATE	SOURCE/EXPLANATION	AMOUNT	BALANCE	PREVIOUS BALANCE
1977 10.3	SSA for Sept.	274.60	274.60	
2 10.9	" Nov.	274.60	549.20	274.60
3 9.2	SSA for Aug.	274.60	823.80	549.20
4 11.3	" Oct.	274.60	1098.40	823.80
5 12.16	Declar. ticks	40.08	1108.48	1098.40
1978 1.3	SSA for Dec.	274.60	1383.08	1108.48
7 2	" Jan.	274.60	1657.68	1383.08
8 3	" Feb.	274.60	1932.28	1657.68
9 4	" Mar.	266.90	2195.38	1932.28
10 5	" Apr.	266.90	2462.28	2195.38
11 6.2	" May	266.90	2729.18	2462.28
12 7.7	" June	274.40	3003.58	2729.18
13 8	" July	274.40	3277.98	3003.58
14 9.1	" Aug.	274.40	3552.38	3277.98
15 10.2	" Sept.	274.40	3826.78	3552.38
16				
17				
18				
19				
20				
21				
22				
23				
24				
25				
26				
27				
28				
29				
30				
31				
32				
33				
34				
35				
36				
37				
38				
39				
40				

4-8-78

MARY ROGERS

547-30-4649

DATE	SOURCE / EXPLANATION	AMOUNT	BALANCE	PREVIOUS BALANCE
1977 9 2	U.S.A. Postal M.O., Veda Talbert	10.00	50.00	
10 3	SSA Ins.	223.00	273.00	50.00
11 3	" for Oct.	241.00	514.00	273.00
12 2	" Nov.	241.00	755.00	514.00
	Veda Talbert	40.00	795.00	755.00
1978 1 3	SSA for Dec.	241.00	1036.00	795.00
1977 12 22	SSA Ins.	3.20	1039.20	1036.00
1978 2 3	SSA for Jan. Veda Talbert	248.20	1287.40	1039.20
	Veda Talbert	40.00	1327.40	1287.40
3 3	SSA for Feb.	248.20	1575.60	1327.40
4 4	" Mar.	248.20	1823.80	1575.60
5 4	" Apr.	248.20	2072.00	1823.80
6 2	" May	248.20	2320.20	2072.00
7 3	" June	264.90	2585.10	2320.20
8 4	" July	264.90	2850.00	2585.10
9 1	" Aug.	264.90	3114.90	2850.00
10 3	" Sept.	264.90	3379.80	3114.90

3379.80

MARY J. RODGERS

03-766-771

	1	2	3
	DATE	SOURCE / EXPLANATION	PREVIOUS BALANCE
1977	9 1	VA Comp.	-
2	10 1	"	5000
3	11 1	"	10000
4	12 1	"	15000
5	30	"	20000
1978	2 1	"	25000
7	3 1	"	30000
8	3 1	"	35000
9	5 1	"	40000
10	6 1	"	45000
11	30	"	50000
12			55000
13			
14			
15			
16			
17			
18			
19			
20			
21			
22			
23			
24			
25			
26			
27			
28			
29			
30			
31			
32			
33			
34			
35			
36			
37			
38			
39			
40			

4-2-78

EDITH F. ROLLER

524-05-2230

1979	DATE	SOURCE/EXPLANATION	COLUMNS		PREVIOUS BALANCE
			1	2	
11	2-21	SSA Ins.	472.40	472.40	-
12	4-3	"	244.20	732.60	488.40
13	5-1	" for Apr.	244.20	976.80	732.60
14	6-2	" May	244.20	1221.00	976.80
15	5-22	Calif. Tax Refund	116.53	1337.53	1221.00
16	2-6	US "	94.05		1233.53
17	2-22	Bechtel Trust	55.65		
18	"	"	49.50		
19	7-3	SSA for June	260.20		
20	8-1	" July	260.20		
21	9-1	" Aug	260.20		
22	10-3	" Sept.	260.20		
23					
24					
25					
26					
27					
28					
29					
30					
31					
32					
33					
34					
35					
36					
37					
38					
39					
40					

F-8-2-10

45403 EYE-GLASS
45703 20130 BUFF
MAY 1964

ELSIE ROSS

466-12-6011

	1	2	3		
	DATE	SOURCE/EXPLANATION	AMOUNT	BALANCE	PREVIOUS BALANCE
1	8/3	SSA for July	114.30	114.30	-
2	9/4	" " Ins	114.30	228.60	114.30
3	10/3	" " for Sept.	114.30	342.90	228.60
4	11/2	" " Ins.	98.90	441.80	342.90
5	12/2	" " for Nov.	126.60	568.40	441.80
6	1/3	" " Jan.	126.60	695.00	568.40
7	3	" " Feb.	126.60	821.60	695.00
8	4	" " Mar.	126.60	948.20	821.60
9	5	" " Apr.	126.60	1074.80	948.20
10	6/2	" " May	126.60	1201.40	1074.80
11	7/3	" " June	113.60	1315.00	1201.40
12	8	" " July	113.60	1428.60	1315.00
13	9/1	" " Aug.	113.60	1542.20	1428.60
14	10/3	" " Sept.	113.60	1655.80	1542.20
15					
16					
17					
18					
19					
20					
21					
22					
23					
24					
25					
26					
27					
28					
29					
30					
31					
32					
33					
34					
35					
36					
37					
38					
39					
40					

F-B-R-11

LWA M. RUBEN

464-30-1169

DATE	SOURCE/EXPLANATION	AMOUNT	BALANCE	PREVIOUS BALANCE
1977	9-2 SSA for Aug.	144.70	144.70	-
10-2	" " Nov.	144.70	289.40	144.70
10-3	SSA Ins.	144.70	434.10	289.40
11-3	" for Oct.	144.70	578.80	434.10
1978	1-3 " Dec.	144.70	723.50	578.80
2-1	" Jan.	144.70	868.20	723.50
3-1	" Feb.	144.70		868.20
4-1	" Mar.	144.70		
5-1	" Apr.	144.70		
	" Johnie Mae Tucker	10.00		
6-2	SSA for May	144.70		
7-3	" June	154.20		
8-2	Velma Johnson	10.00		
8-1	SSA for July	154.20		
9-1	Velma Johnson	25.00		
9-1	SSA for Aug.	154.20		
10-3	" Sept.	154.20		

F-2-R-12

FLORA B. SANDERS

567-30-0464

COLUMN	WRITE	1	2	3	PREVIOUS
DATE	SOURCE / EXPLANATION	AMOUNT	BALANCE	BALANCE	
1977-1	9-2 SSA for Aug.	181.70	181.70	-	1
2	12-2 " " Nov.	174.00	355.70	181.70	2
3	10-17 SSA Ins	181.70	538.40	355.70	3
4	11-3 "	166.30	704.70	538.40	4
1977-5	1-3 " for Dec.	174.00	878.70	704.70	5
6	2 " " Jan.	174.00	1052.70	878.70	6
7	3 " " Feb.	174.00	1226.70	1052.70	7
8	4 " " Mar.	174.00	1400.70	1226.70	8
9	5 " " Apr.	174.00	1574.70	1400.70	9
10	6-2 " May	174.00	1748.70	1574.70	10
11	7-3 " June	185.40		1748.70	11
12	8 " " July	185.40			12
13	9-1 " Aug.	185.40			13
14	10-3 " Sept.	185.40			14
15					15
16					16
17					17
18					18
19					19
20					20
21					21
22					22
23					23
24					24
25					25
26					26
27					27
28					28
29					29
30					30
31					31
32					32
33					33
34					34
35					35
36					36
37					37
38					38
39					39
40					40

12-5-1

PAULINE SCOTT

214-26-7043

DATE	SOURCE/EXPLANATION	AMOUNT	BALANCE	PREVIOUS BALANCE
1977 12.2	SSA for Nov.	137.80	137.80	
1978 2.3	" Jan.	154.20	293.00	137.80
3 9.2	SSA for Aug.	164.90	457.90	293.00
1978 1.3	" Dec.	154.20	612.10	457.90
5 3.3	" Feb.	154.20	766.30	612.10
6 4.3	" Mar.	154.20	920.50	766.30
7 5.3	" Apr.	154.20	1074.70	920.50
8 6.2	" May	154.20	1228.90	1074.70
9 7.3	" June	164.30	1393.20	1228.90
10 1	SSA for June	30.30		
11 8.3	SSA for July	164.30		
12 9.1	" Aug.	164.30		
13 10.3	" Sept.	164.30		
14				
15				
16				
17				
18				
19				
20				
21				
22				
23				
24				
25				
26				
27				
28				
29				
30				
31				
32				
33				
34				
35				
36				
37				
38				
39				
40				

Handwritten initials/signature in the bottom right corner of the table grid.

ROSE O. SHARON

185-44-3527

COLUMN WHITE		1	2	3
DATE	SOURCE/EXPLANATION	AMOUNT	BALANCE	PREVIOUS BALANCE
1978 1 4 3	SSA for Mar.	189 30	59 30	—
2 5 "	" Apr.	171 50	260 80	59 30
3 6 2	" May	171 50	432 30	260 80
4 7 3	" June	184 40		432 30
5 8 "	" July	184 40		
6 9 1	" Aug.	184 40		
7 10 3	" Sept.	184 40		
8				
9				
10				
11				
12				
13				
14				
15				
16				
17				
18				
19				
20				
21				
22				
23				
24				
25				
26				
27				
28				
29				
30				
31				
32				
33				
34				
35				
36				
37				
38				
39				
40				

478 53

ROSE SHELTON

548-38-8705

	1	2	3			
	DATE	SOURCE/EXPLANATION	AMOUNT	BALANCE	PREVIOUS BALANCE	
1	1977 10 19	Wells Fargo M.O. #20134	3000.00	3000.00		1
2	9 20	" " # 3391	3000.00	3300.00	3000.00	2
3	10 3	SSA for Sept.	274.90	3574.90	3300.00	3
4					3574.90	4
5						5
6						6
7						7
8						8
9						9
10						10
11						11
12						12
13						13
14						14
15						15
16						16
17						17
18						18
19						19
20						20
21						21
22						22
23						23
24						24
25						25
26						26
27						27
28						28
29						29
30						30
31						31
32						32
33						33
34						34
35						35
36						36
37						37
38						38
39						39
40						40

675.94

JOSE SIMON

548-22-9700

DATE	SOURCE/EXPLANATION			PREVIOUS BALANCE
		AMOUNT	BALANCE	
1977 9-2	SSA for Aug.	26110	26110	
10-1	" Sept.	26110	52220	26110
11-3	" Ins.	24570	76790	52220
12-2	" for Nov.	25340	102130	76790
1978 1-3	" Dec.	25340	127470	102130
2	" Jan.	25340	152810	127470
3	" Feb.	25340	178150	152810
4	" Mar.	25340	203490	178150
5	" Apr.	25340	228830	203490
6-2	" May	25340	254170	228830
7-3	" June	26990		254170
8	" July	26990		
9-1	" Aug.	26990		
10-3	" Sept.	26990		

K 1/15
K 1/15

BERTHA SMITH

439-12-4033

DATE	SOURCE/EXPLANATION	AMOUNT	BALANCE	PREVIOUS BALANCE
1977 12 5	Bank of Montreal	634 40	634 40	-
7 3	SSA Ins.	209 20		
" "	SSA for July	209 20		
9 1	" " Aug.	209 20		
10 3	" " Sept.	209 20		
" "	SSA Ins.	9 00		
11 13	Bank of Montreal (final balance)	137 40		
8				
9				
10				
11				
12				
13				
14				
15				
16				
17				
18				
19				
20				
21				
22				
23				
24				
25				
26				
27				
28				
29				
30				
31				
32				
33				
34				
35				
36				
37				
38				
39				
40				

4 8 5 10

C

DATE	SOURCE/EXPLANATION	AMOUNT	BALANCE	PREVIOUS BALANCE
7 6	Bof A Cashiers Check # 0361 52986	11053665	11053665	
8 24	Crestwood Escrow Service	577	11054242	11053665
9 2	SSA for July - Vernon - 457-05-5123	112780		
9 1	" Aug	112780		
10 3	" Sept.	112780		
6				
7				
8				
9				
10				
11				
12				
13				
14				
15				
16				
17				
18				
19				
20				
21				
22				
23				
24				
25				
26				
27				
28				
29				
30				
31				
32				
33				
34				
35				
36				
37				
38				
39				
40				

10.5

ELOISE SNEED

449-10-6349

DATE	SOURCE/EXPLANATION	AMOUNT	BALANCE	PREVIOUS BALANCE
1977	8-3 SSA for July	249.70	249.70	-
2	10-2 " " Nov.	249.70	499.40	249.70
1978	1-3 " " Dec.	234.30	733.70	499.40
4	9-2 SSA for Aug.	249.70		
5	10-3 " " Jan.	249.70		
6	11-9 " " for Oct.	249.70		
1979	2-3 " " Jan.	242.00		
8	3-4 " " Feb.	242.00		
9	5-4 " " Apr.	242.00		
10	6-2 " " May	242.00		
11	7-3 " " June	257.80		
12	8-1 " " July	257.80		
13	9-1 " " Aug.	257.80		
14	10-3 " " Sept.	257.80		
15				
16				
17				
18				
19				
20				
21				
22				
23				
24				
25				
26				
27				
28				
29				
30				
31				
32				
33				
34				
35				
36				
37				
38				
39				
40				

H
Y
S
B

FF 84-4286-2018

NOVELLA SNEED

		1	2	3	
DATE	SOURCE/EXPLANATION	AMOUNT	BALANCE	PREVIOUS BALANCE	
1977 12 5	Bank of Montreal	298.60	298.60		1
2	-4.25	303.20	781.80	298.60	2
3	11.41 Western Bancorporation - Occidental Life	36.20	825.00	781.80	3
4	13 Bank of Montreal	695.20	1520.20	825.00	4
5				1520.20	5
6					6
7					7
8					8
9					9
10					10
11					11
12					12
13					13
14					14
15					15
16					16
17					17
18					18
19					19
20					20
21					21
22					22
23					23
24					24
25					25
26					26
27					27
28					28
29					29
30					30
31					31
32					32
33					33
34					34
35					35
36					36
37					37
38					38
39					39
40					40

4-3-5-9

WILLIE D. SNEED

	1	2	3
DATE	SOURCE/EXPLANATION	AMOUNT	PREVIOUS BALANCE
1974 1 1	Western Bancorporation Soffund A	10371	10371
2 2 1	"	10371	20742
3 3 1	"	10371	31113
4 4 1	"	10371	41484
5 5 1	"	10371	51855
6 6 1	"	10371	62226
7 7 1	"	10371	72597
8 8 1	"	10371	82968
9 9 1	"	10371	93339
10 10 1	"	10371	103710
11 11 1	"	10371	
12 12 4	"	3610	
13			
14			
15			
16			
17			
18			
19			
20			
21			
22			
23			
24			
25			
26			
27			
28			
29			
30			
31			
32			
33			
34			
35			
36			
37			
38			
39			
40			

4803 - Buff
8803 - Green

10
15
10

HELEN SNELL

464-10-8551

DATE	SOURCE/EXPLANATION	AMOUNT	BALANCE	PREVIOUS BALANCE
1977	9 19 SSA	124 70	124 70	
2	9 2 " Ins.	200 00	324 70	124 70
3	10 3 " for Sept.	200 00	524 70	324 70
4	12 2 " Nov.	200 00	724 70	524 70
5	11 3 SSA for Oct.	200 00	924 70	724 70
1978	1 3 " Dec.	184 60	1109 30	924 70
7	2 " " Jan.	122 30	1231 60	1109 30
8	3 " " Feb.	122 30	1413 90	1231 60
9	4 " " Mar.	122 30	1536 20	1413 90
10	5 " " Apr.	213 40	1749 60	1536 20
11	6 2 " May	200 00	1949 60	1749 60
12	7 3 " June	213 40	2163 00	1949 60
13	8 " " July	213 10		
14	9 1 " Aug.	213 10		
15	10 3 " Sept.	213 10		
16				
17				
18				
19				
20				
21				
22				
23				
24				
25				
26				
27				
28				
29				
30				
31				
32				
33				
34				
35				
36				
37				
38				
39				
40				

Handwritten signature or initials in the bottom right corner of the table area.

BONNIE STAHL
310-03-8968
(Carol A. Stahl)

DATE	SOURCE/EXPLANATION	1		2		3	
		AMOUNT	BALANCE	PREVIOUS BALANCE			
1977 12 5	Bank of Montreal	592.40	592.40				1
9 1	SSA Inc.	157.80	750.20	592.40			2
10 3	SSA for Sept.	115.80	866.00	750.20			3
11 13	Bank of Montreal (final balance)	1352.30	2260.30	866.00			4
				2260.30			5
6							6
7							7
8							8
9							9
10							10
11							11
12							12
13							13
14							14
15							15
16							16
17							17
18							18
19							19
20							20
21							21
22							22
23							23
24							24
25							25
26							26
27							27
28							28
29							29
30							30
31							31
32							32
33							33
34							34
35							35
36							36
37							37
38							38
39							39
40							40

CAROL A. STAHL

310-03-8968

DATE	SOURCE/EXPLANATION	AMOUNT	BALANCE	PREVIOUS BALANCE
1978 1	7-3 Ukiah Unified	80894	80894	
2	"	80894	161788	80894
3	6-20 Charles W. Wikoff, D.D.S.	670	162458	161788
4	7-3 SSA for June	2640	165098	162458
5	8-3 " July	2640	167738	165098
6	12 Blue Cross	2664	170402	167738
7	9-1 SSA Ins.	15780	186182	170402
8	10-3 SSA for Sept.	15780	201962	186182
9	27 Ukiah Unified	2127	204089	201962
10				204089
11				
12				
13				
14				
15				
16				
17				
18				
19				
20				
21				
22				
23				
24				
25				
26				
27				
28				
29				
30				
31				
32				
33				
34				
35				
36				
37				
38				
39				
40				

13
5
7
K

310-03-8968

DATE	SOURCE/EXPLANATION	AMOUNT	BALANCE	PREVIOUS BALANCE
1977 10 1	Western Conference of Teamsters	39.00	39.00	-
2 11 1	"	39.00	78.00	39.00
3 24	Bank of Montreal	589.40	667.40	78.00
4 12 1	Western Conference of Teamsters	39.00	706.40	667.40
1978 1 1	"	39.00	745.40	706.40
2 1	"	39.00	784.40	745.40
3 1	"	39.00	823.40	784.40
4 1	"	39.00	862.40	823.40
5 1	"	39.00	901.40	862.40
6 1	"	39.00	940.40	901.40
7 1	"	39.00	979.40	940.40
8 1	"	39.00	1018.40	979.40
9 1	"	39.00	1057.40	1018.40
10 1	SSA Ins.	955.20	2012.60	1057.40
11 3	SSA for Sept.	313.40	2326.00	2012.60
12 1	Western Conference of Teamsters	39.00	2365.00	2326.00
13 1	"	39.00	2404.00	2365.00
14 13	Bank of Montreal (final balance)	291.20	2695.20	2404.00

412 5 14

DONNA E. STANFIELD

		1	2	3	
1978	9 00 American Express H.O. Express #34	300.00	300.00	1	1
2	"	200.00	500.00	300.00	2
3	"	200.00	1,000.00	500.00	3
4	10 25 Western Fed Savings Loan Assoc	1,000.00	2,200.00	1,200.00	4
5				2,200.00	5
6					6
7					7
8					8
9					9
10					10
11					11
12					12
13					13
14					14
15					15
16					16
17					17
18					18
19					19
20					20
21					21
22					22
23					23
24					24
25					25
26					26
27					27
28					28
29					29
30					30
31					31
32					32
33					33
34					34
35					35
36					36
37					37
38					38
39					39
40					40

1/27/78

ABRAHAM L. STATEN

233-24-5162

DATE	SOURCE/EXPLANATION	AMOUNT	BALANCE	PREVIOUS BALANCE
1977	8/1 Western Conference of Teamsters Plan	407.50	407.50	
2	9 SSA for July	366.80	774.30	407.50
3	9 " " Aug.	366.80	1141.10	774.30
4	10/3 " " Sept.	366.80	1507.90	1141.10
5	9/1 Western Conference of Teamsters	407.50	1915.40	1507.90
6	10/1 " "	407.50	2322.90	1915.40
7	11/15 SSA Ins.	366.80	2689.70	2322.90
8	12/2 " "	366.80	3056.50	2689.70
1979	1/3 " for Dec.	366.80	3423.30	3056.50
1978	11/1 Western Conference of Teamsters Plan	407.50	3830.80	3423.30
12	12/1 " "	407.50	4238.30	3830.80
1978	1/3 SSA for Jan.	366.80	4605.10	4238.30
13	3 " " Feb.	366.80	4971.90	4605.10
14	4 " " Mar.	366.80	5338.70	4971.90
15	1/1 Western Conference of Teamsters	407.50	5746.20	5338.70
16	2/1 " "	407.50	6153.70	5746.20
17	3/1 " "	407.50	6561.20	6153.70
18	5/3 SSA for Apr.	366.80	6928.00	6561.20
19	6/2 " " May	366.80	7294.80	6928.00
20	1/6 Calif. tax refund (AL#A staten 233-24-5162)	33.00	7327.80	7294.80
21	7/3 SSA for June	366.80	7694.60	7327.80
22	8 " " July	366.80	8061.40	7694.60
23	9/1 " " Aug.	366.80	8428.20	8061.40
24	7 Western Conference of Teamsters	407.50	8835.70	8428.20
25	10/1 " "	407.50	9243.20	8835.70
26	9 SSA for Sept.	366.80	9610.00	9243.20
27	11/1 Western Conference of Teamsters	407.50	10017.50	9610.00
28				
29				
30				
31				
32				
33				
34				
35				
36				
37				
38				
39				
40				

1/28/56

AMEAL STATEN
435-30-8092
223-24-5162

	DATE	SOURCE/EXPLANATION	AMOUNT	BALANCE	PREVIOUS BALANCE	
1977	8 3	SSA for July 223-	78.30	78.30	-	1
	2	3 SSA for July 435-	106.60	184.90	78.30	2
	3	" " Aug "	106.60	291.50	184.90	3
	4	" " " 223-	78.30	369.80	291.50	4
	5 10 3	" " Sept "	78.30	448.10	369.80	5
	6 11 15	" Ins. 223	78.30	526.40	448.10	6
	7 12 2	" " "	78.30	604.70	526.40	7
1978	1 3	" for Dec. 223	78.30	683.00	604.70	8
	9 3	" " Jan. "	78.30	761.30	683.00	9
	10 3	" " Feb. "	78.30	839.60	761.30	10
	11	" " Ins. 435	106.60	946.20	839.60	11
	12 2 17	" " "	53.30	1000.00	946.20	12
	13 4 3	" " "	127.70	1127.70	1000.00	13
	14	" " Mar. 223	78.30	1206.00	1127.70	14
	15 5	" " Apr. "	78.30	1284.30	1206.00	15
	16	" " " 435	114.30	1400.00	1284.30	16
	17 6 2	" " May "	114.30	1514.30	1400.00	17
	18	" " " 223	78.30	1592.60	1514.30	18
	19 7 3	" " June 435	205.10	1797.70	1592.60	19
	20 8	" " July	205.10	2002.80	1797.70	20
	21 9 1	" " Aug.	205.10	2207.90	2002.80	21
	22 10 3	" " Sept.	205.10	2413.00	2207.90	22
	23					23
	24					24
	25					25
	26					26
	27					27
	28					28
	29					29
	30					30
	31					31
	32					32
	33					33
	34					34
	35					35
	36					36
	37					37
	38					38
	39					39
	40					40

435-30-8092
223-24-5162

ADELINE M. STRIDER

568-24-4025

DATE	SOURCE / EXPLANATION	AMOUNT	BALANCE	PREVIOUS BALANCE
1977 9-2	SSA for Aug.	247.40	247.40	-
9-2	" " July	247.40	494.80	247.40
12-14	" " Ins.	742.20	1237.00	494.80
1978 1-3	" " "	247.40	1484.40	1237.00
2-14	" " For Jan	247.40	1731.80	1484.40
3-1	" " Ins.	224.30		1731.80
4-1	" " Mar.	239.70		
5-1	" " Apr.	239.70		
6-2	" " May	239.70		
12-9	State of Calif. Tax Refund	137.00		
9-3	SSA for June	255.40		
9-1	" " July	255.40		
9-1	SSA Ins.	303.10		
10-2	SSA for Sept.	213.60		

6-2-5-18

CLEVE L SWINNEY
 CSA0900295
 303-10-4049

	1	2	3
	DATE	SOURCE/EXPLANATION	PREVIOUS BALANCE
1977	1 6 3	SSA for May	24840
2	7 1	CSA Annuity	50283
3	1	SSA for June	50283
4	1	Tax Ref. - Cleve + Helen Swinney	124584
5	8 1	CSA Annuity	150027
6	3	SSA for July	150027
7	6	Softco Ins. Co.	123527
8	9 2	SSA for Aug.	123527
9	1	CSA Annuity	209325
10	10 7	"	209325
11	3	SSA for Sept.	209325
12	11 3	" Oct.	209325
13	1	CSA Annuity	311511
14	19	American Life Ins. Co.	311511
15	12 1	CSA Annuity	311511
16	2	SSA for Nov.	311511
17	1 3	" Dec.	311511
18	"	CSA Annuity	420397
1978	12 15	Grange Ins. Assoc.	420397
1978	2 3	SSA for Jan.	420397
21	1	CSA Annuity	420397
22	3 1	"	420397
23	2	Ron Mayfield Trust Account	526668
24	3	SSA for Feb.	526668
25	4	" Mar.	526668
26	1	CSA Annuity	640049
27	5 1	"	640049
28	3	SSA for Apr.	640049
29	6 2	" May	640049
30	7 12	Calif. tax refund - C & H Swinney	719230
31	7 3	SSA for June	719230
32	1	CSA Annuity	719230
33	6 1	"	719230
34	8 1	"	719230
35	3	SSA for July	719230
36	9 1	CSA Annuity	719230
37	1	SSA for Aug.	719230
38	10 3	" Sept.	719230
39	2	CSA Annuity	719230
40			

25

HELEN SWINNEY

	1	2	3		
	DATE	SOURCE/EXPLANATION	AMOUNT	BALANCE	PREVIOUS BALANCE
1978	3.15	Savings Bank of Nevada Collection 5000	421.10	421.10	—
2					421.10
3					
4					
5					
6					
7					
8					
9					
10					
11					
12					
13					
14					
15					
16					
17					
18					
19					
20					
21					
22					
23					
24					
25					
26					
27					
28					
29					
30					
31					
32					
33					
34					
35					
36					
37					
38					
39					
40					

4-25-20

PEOPLES TEMPLE MISC. INCOME

		1	2	3
				PREVIOUS
DATE	SOURCE/EXPLANATION	AMOUNT	BALANCE	BALANCE
1979 1	5 19 Pacific Coast Baptist Bible College	2500.00	2500.00	
2	6 7 John A. Schwabler	199.02	2699.02	2500.00
3	7 30	200.00	2499.02	2699.02
4				2499.02
5				
6				
7				
8				
9				
10				
11				
12				
13				
14				
15				
16				
17				
18				
19				
20				
21				
22				
23				
24				
25				
26				
27				
28				
29				
30				
31				
32				
33				
34				
35				
36				
37				
38				
39				
40				

4-2-79

PEOPLES TEMPLE TRANSFER OF FUNDS

DATE	SOURCE/EXPLANATION	AMOUNT	BALANCE	PREVIOUS BALANCE
9 -	U.S. Postal M.O.'s Payable to Peoples Temple Agricultural Project - 26 @ \$300.00 ea. =	7800.00	7800.00	-
"	" 7 @ \$250.00 ea. =	1750.00	9550.00	7800.00
"	" 2 @ \$225.00 ea. =	450.00	10000.00	9550.00
"	" 11 @ \$200.00 ea. =	2200.00	12200.00	10000.00
"	" 1 @ \$150.00 =	150.00	12350.00	12200.00
"	" 2 @ \$125.00 ea. =	250.00	12600.00	12350.00
"	" 11 @ \$100.00 ea. =	1100.00	13700.00	12600.00
"	" 1 @ \$96.00 =	96.00	13796.00	13700.00
2-13	Peoples Temple - San Francisco - Bank of Montreal Acct #1033001	10000.00	11796.00	13796.00
2-17	" " " "	10000.00	21796.00	11796.00
11				
12				
13				
14				
15				
16				
17				
18				
19				
20				
21				
22				
23				
24				
25				
26				
27				
28				
29				
30				
31				
32				
33				
34				
35				
36				
37				
38				
39				
40				

FF 84-4286-2018

VERA TALLEY

			1	2	3	
	DATE	SOURCE/EXPLANATION	AMOUNT	BALANCE	PREVIOUS BALANCE	
	1973	12 5 Bank of Montreal	1137.00	1137.00		1
31	2	4 25 "	1246.00	2383.00	1137.00	2
	3	11 15 "	322.00	2705.00	2383.00	3
	4				2705.00	4
	5					5
	6					6
	7					7
	8					8
	9					9
	10					10
	11					11
	12					12
	13					13
	14					14
	15					15
	16					16
	17					17
	18					18
	19					19
	20					20
	21					21
	22					22
	23					23
	24					24
	25					25
	26					26
	27					27
	28					28
	29					29
	30					30
	31					31
	32					32
	33					33
	34					34
	35					35
	36					36
	37					37
	38					38
	39					39
	40					40

Handwritten initials or signature in the bottom right corner of the table area.

43403 EYEGLASS
43703 20/20 BUFF
178000

BERNELL M. TARDY

570-18-9112

DATE	SOURCE/EXPLANATION	AMOUNT	BALANCE	PREVIOUS BALANCE
1979				
9 1	SSA for Aug.	155.60	155.60	155.60
10 3	" Sept.	155.60	311.20	311.20
2				
3				
4				
5				
6				
7				
8				
9				
10				
11				
12				
13				
14				
15				
16				
17				
18				
19				
20				
21				
22				
23				
24				
25				
26				
27				
28				
29				
30				
31				
32				
33				
34				
35				
36				
37				
38				
39				
40				

Handwritten initials/signature

LILLIAN M. TAYLOR

565-12-2482

			1	2	3	
	DATE	SOURCE/EXPLANATION	AMOUNT	BALANCE	PREVIOUS BALANCE	
1957	7 3	SSA for June	188.20	188.20		1
2	14	US Tax Refund	119.78	307.98	188.20	2
3	8 1	Calif. "	26.00	333.98	307.98	3
4	3	SSA for July	118.00	451.98	333.98	4
5	9 1	SSA Tns.	170.30	622.28	451.98	5
6	10 3	"	170.20	792.48	622.28	6
7					792.48	7
8						8
9						9
10						10
11						11
12						12
13						13
14						14
15						15
16						16
17						17
18						18
19						19
20						20
21						21
22						22
23						23
24						24
25						25
26						26
27						27
28						28
29						29
30						30
31						31
32						32
33						33
34						34
35						35
36						36
37						37
38						38
39						39
40						40

4803 - Built
8803 - Green

4-2-57

LUCILLE B. TAYLOR

564-36-8501

DATE	SOURCE/EXPLANATION	AMOUNT	BALANCE	PREVIOUS BALANCE
1977 7-3	SSA for July	201.30	201.30	
2 12-2	" " Nov.	174.00	375.30	201.30
3 9-2	SSA for Aug.	201.30	576.60	375.30
4 10-13	" Ins.	201.30	777.90	576.60
5 11-2	" "	136.30	914.20	777.90
1978 1-3	" for Dec.	134.00	1048.20	914.20
7 2	" " Jan.	134.00	1182.20	1048.20
8 3	" " Feb.	134.00	1316.20	1182.20
9 4	" " Mar.	134.00	1450.20	1316.20
10 5	" " Apr.	134.00	1584.20	1450.20
11 6-2	" " May	134.00	1718.20	1584.20
12 7-3	" " June	130.60	1848.80	1718.20
13 8	" " July	226.70	2075.50	1848.80
14 9-1	" " Aug.	206.30	2281.80	2075.50
15 10-3	" " Sept.	206.30	2488.10	2281.80
16				
17				
18				
19				
20				
21				
22				
23				
24				
25				
26				
27				
28				
29				
30				
31				
32				
33				
34				
35				
36				
37				
38				
39				
40				

4-17-78

VIRGINIA V. TAYLOR

205-12-2261

	1	2	3		
	DATE	SOURCE/EXPLANATION	AMOUNT	BALANCE	PREVIOUS BALANCE
1	1977	8 3 SSA for July	112.80	112.80	
2	1978	9 1 SSA Ins.	1395.00	24600	112.80
3		10 3 SSA for Sept.	112.10		37600
4					
5					
6					
7					
8					
9					
10					
11					
12					
13					
14					
15					
16					
17					
18					
19					
20					
21					
22					
23					
24					
25					
26					
27					
28					
29					
30					
31					
32					
33					
34					
35					
36					
37					
38					
39					
40					

E.V.K. 11

BERNICE THOMAS

03-604-744

494-30-7132

DATE	SOURCE / EXPLANATION	AMOUNT	BALANCE	PREVIOUS BALANCE
1977-1	8-29 Nihonmachi Terrace	51.00	51.00	-
2	18 VA Insurance	39.50	90.50	51.00
3	9-2 SSA for Aug.	17.30	133.30	90.50
4	1 VA Comp.	26.200	456.30	133.30
5	10-3 SSA for Sept.	19.750	554.10	456.30
6	19 VA Ins.	39.50	593.60	554.10
7	11-3 SSA for Oct.	9.750	691.40	593.60
8	12-1 VA Comp.	28.600	972.40	691.40
9	2 SSA for Nov.	9.250	1035.20	972.40
10	9-18 VA Ins.	39.50	1114.70	1035.20
1978-11	1-3 SSA for Dec.	19.750	1212.50	1114.70
1977-12	12-9 Bert Fields, Jr. Royalty Account	6.93	1219.43	1212.50
13	20 VA Comp.	28.600	1505.43	1219.43
14	11-1 "	28.600	1791.43	1505.43
1978-15	2-3 SSA Ins.	16.200	1853.43	1791.43
16	1 VA Comp.	28.600	2144.43	1853.43
17	3-1 "	28.600	2430.43	2144.43
18	3-22 "	28.600	2716.43	2430.43
19	3-3 SSA for Feb.	9.010	2806.53	2716.43
20	4-1 " Mar.	9.010	2896.63	2806.53
21	3-31 VA Comp.	28.600	3182.63	2896.63
22	4-13 VA Ins.	19.350	3380.13	3182.63
23	5-3 SSA for Apr.	16.060	3540.73	3380.13
24	6-1 VA Comp.	28.600	3540.73	3540.73
25	4-19 VA Ins.	39.50		
26	5-18 "	39.50		
27	6-2 SSA for May	94.60		
28	1-12 VA Comp.	28.600		
29	1-20 "	28.600		
30	7-3 SSA for June	100.90		
31	6-18 VA Ins.	39.50		
32	7-17 "	39.50		
33	8-1 VA Comp.	28.600		
34	7-7 SSA for July	100.90		
35	9-1 " Aug.	100.90		
36	8-16 VA Ins.	69.50		
37	9-1 VA Comp.	28.600		
38	7-7 VA Ins.	39.50		
39	10-1 VA Comp.	28.600		
40	3 SSA for Sept.	100.90		
	12 VA Ins.	39.50		

EARNEST THOMAS

464-18-4492

DATE	SOURCE/EXPLANATION	AMOUNT	BALANCE	PREVIOUS BALANCE
1978 2-1	Cement Masons Southern Calif. Pension	142.00	142.00	
3-1	SSA for Jan	329.60	471.60	142.00
3-3	" " Ins.	329.60	801.20	471.60
4-1	Cement Masons Southern Calif. Pension	142.00	943.20	801.20
4-3	SSA for Mar.	359.10	1302.30	943.20
5-1	Cement Masons Southern Calif.	142.00	1444.30	1302.30
5-3	SSA for Apr.	329.60	1773.90	1444.30
6-1	Cement Masons	142.00	1915.90	1773.90
6-2	SSA for May	329.60		1915.90
7-1	Cement Masons	142.00		
7-10	Calif. tax refund	33.00		
7-28	11 Counties Cement Masons' Savings Plan Vacation	17.00		
7-31	Cement Masons	142.00		
8-3	SSA for June	353.20		
8-31	Cement Masons	142.00		
9-1	SSA for July	329.60		
9-1	" Aug.	353.20		
9-1	Cement Masons	142.00		
10-3	SSA for Sept.	353.20		
10-1	Cement Masons	142.00		
10-1	Cement Masons	142.00		

2-1-9

GABRIEL THOMAS

04-419-819

COLUMN	WHITE	1	2	3
DATE	SOURCE/EXPLANATION	AMOUNT	BALANCE	PREVIOUS BALANCE
1 3-1	V/A Comp	41.00	41.00	—
2 3-1	"	41.00	82.00	41.00
3 4-25	"	41.00	123.00	82.00
4 5-1	"	41.00	164.00	123.00
5 6-1	"	41.00		164.00
6 7-30	"	41.00		
7 8-1	"	41.00		
8 9-1	"	41.00		
9 10-1	"	41.00		
10				
11				
12				
13				
14				
15				
16				
17				
18				
19				
20				
21				
22				
23				
24				
25				
26				
27				
28				
29				
30				
31				
32				
33				
34				
35				
36				
37				
38				
39				
40				

K-27-10

ETTA THOMPSON

450-20-5494

DATE	SOURCE / EXPLANATION	AMOUNT	BALANCE	PREVIOUS BALANCE
2-15	SSA	357.60	357.60	-
3-3	SSA Ind.	199.40	947.00	357.60
4-1	SSA for Mar.	199.40	1136.40	947.00
5-1	" Apr.	199.40	1335.80	1136.40
6-2	" May	174.00	1499.80	1335.80
7-3	" June	199.40		1499.80
8-1	" July	199.40		
9-1	" Aug.	199.40		
10-3	" Sept.	278.20		

8-27-11

VENNIE THOMPSON

436-44-0348

			1	2	3
	DATE	SOURCE/EXPLANATION	BALANCE	BALANCE	PREVIOUS BALANCE
1	1977	8 3 SSA Ins.	11080	11080	
2	9 2	For Aug.	11080	22160	11080
3	1978	1 3 " Dec.	10310	32470	22160
4	1977	12 1 " Ins.	30930	63410	32470
5	1978	2 3 " For Jan.	10910		63410
6	3 2	" Feb.	10310		
7	4 1	" Mar.	10310		
8	5 1	" Apr.	10310		
9	6 2	" May	10310		
10	7 3	" June	10990		
11	8 1	" July	10990		
12	9 1	" Aug.	10990		
13	10 3	" Sept.	10990		
14					
15					
16					
17					
18					
19					
20					
21					
22					
23					
24					
25					
26					
27					
28					
29					
30					
31					
32					
33					
34					
35					
36					
37					
38					
39					
40					

K
12

CATHERINE H. THRASH

315-03-3463

DATE	SOURCE/EXPLANATION	AMOUNT	BALANCE	PREVIOUS BALANCE
1977 8 5	SSA for July	236.40	236.40	-
2 1	Pension Fund of Lane Bryant, Inc.	23.10	259.50	236.40
3 15	Lane Bryant Twenty-Five Year Club	20.00	679.50	259.50
4 9/16	"	20.00	299.50	239.50
5 10/14	"	20.00	319.50	299.50
6 11/1	Pension Fund of Lane Bryant	23.10	342.60	319.50
7 14	Lane Bryant Twenty-Five Year Club	20.00	362.60	342.60
8 4	SSA End.	709.20	1071.80	362.60
9 10/2	" for Nov.	20.10	1292.90	1071.80
10 20	Lane Bryant 25 Yr. Club	20.00	1312.90	1292.90
11 15	"	20.00	1332.90	1312.90
1978 1/3	SSA for Dec.	229.20	1562.10	1332.90
13 2	" Jan	229.20	1574.50	1562.10
14 1	Pension Fund of Lane Bryant, Inc.	23.10		
15 15	Lane Bryant Twenty-Five Yr. Club	20.00		
16 2	"	20.00		
17 2/3	SSA for Feb.	229.20		
18 14	Lane Bryant Twenty-Five Yr. Club	20.00		
19 4/3	SSA for Mar.	229.20		
20 5/1	Pension Fund of Lane Bryant	23.10		
21 15	Lane Bryant 25 Yr. Club	20.00		
22 4	"	20.00		
23 5/3	SSA for Apr.	229.20		
24 6/2	" May	229.20		
25 7/3	" June	229.20		
26 6/15	Lane Bryant Twenty-Five Yr. Club	20.00		
27 9/14	"	20.00		
28 8/3	SSA for July	243.60		
29 15	Lane Bryant Twenty-Five Yr. Club	20.00		
30 9/1	SSA for Aug.	243.60		
31 15	Lane Bryant 25 Year Club	20.00		
32 10/3	SSA for Sept.	243.60		
33 9/1	Pension Fund of Lane Bryant	23.10		
34 11/1	"	243.60		
35 10/19	Lane Bryant 25 Year Club	20.00		

Handwritten initials and marks at the bottom right of the page.

545-48-0030

		1	2	3
DATE	SOURCE / EXPLANATION	AMOUNT	BALANCE	PREVIOUS BALANCE
1977 10 3	SSA Tax	330.00	330.00	-
2 11	" " for Oct.	352.60	682.60	330.00
2 12	" " Nov.	352.60	1035.20	682.60
1977 1 3	" " Dec.	352.60	1387.80	1035.20
5 12	Associated Milk Producers	170	1590.80	1387.80
6 23	SSA for Jan	352.60		1590.80
7 3	" " Feb.	352.60		
8 4	" " Mar.	352.60		
9 5	" " Apr.	352.60		
10 4 6	University of Calif. Revolving Fund	5540		
11 5 10	SSA Inc.	1540		
12 6 2	" " for May	352.60		
13 7 3	" " June	352.60		
14 8 4	" " July	352.60		
15 9 1	" " Aug.	352.60		
16 10 3	" " Sept.	352.60		
17				
18				
19				
20				
21				
22				
23				
24				
25				
26				
27				
28				
29				
30				
31				
32				
33				
34				
35				
36				
37				
38				
39				
40				

11/16

MARTHA TURNER

556-34-6983

DATE	SOURCE / EXPLANATION	AMOUNT	BALANCE	PREVIOUS BALANCE
1977 9-2	SSA for Aug.	118.80	118.80	-
10-2	SSA for Nov.	118.80	237.60	118.80
11-3	SSA for Oct.	118.80	356.40	237.60
1978 12-3	SSA for Dec.	118.80	475.20	356.40
1978 1-3	SSA for Sept.	118.80	594.00	475.20
2-2	" Ins.	12.20	606.20	594.00
3-1	"	19.10	625.30	606.20
4-3	Ethel J. Nelson	20.00	645.30	625.30
5-3	SSA for Jan.	126.50	771.80	645.30
6-3	" Feb.	126.50	898.30	771.80
7-4	" Mar.	126.50	1024.80	898.30
8-5	" Apr.	126.50	1151.30	1024.80
9-6	" May	126.50	1277.80	1151.30
10-7	" June	134.80	1412.60	1277.80
11-9	" July	134.80	1547.40	1412.60
12-9	" Aug.	134.80	1682.20	1547.40
1-10	" Sept.	134.80	1817.00	1682.20

4-7-78

FF 84-4286-2018

ROBERTA WADE

525-40-9358

DATE	SOURCE/EXPLANATION	AMOUNT	BALANCE	PREVIOUS BALANCE
1978 7 3	SSA for June	98.00	98.00	
2 20	SSA Ins.	234.00	332.00	98.00
3 7 3	"	51.60	455.60	332.00
4 9 1	SSA for Aug.	185.00		455.60
5 10 3	" Sept.	89.80		
6				
7				
8				
9				
10				
11				
12				
13				
14				
15				
16				
17				
18				
19				
20				
21				
22				
23				
24				
25				
26				
27				
28				
29				
30				
31				
32				
33				
34				
35				
36				
37				
38				
39				
40				

WVA

MARY N. WALKER
 566-52-7362
 WA797.139

DATE	SOURCE/EXPLANATION	AMOUNT	BALANCE	PREVIOUS BALANCE
1977 91	RR Reg Ann.	218.45	218.45	-
102	" "	218.45	436.90	218.45
111	" "	218.45	655.35	436.90
121	" "	218.45	873.80	655.35
1978 12	" "	218.45	1092.25	873.80
30	SSA Tas.	110.20	1202.25	1092.25
213	" "	661.20	1863.45	1202.25
21	RR Reg Ann.	218.45	2081.90	1863.45
31	" "	218.45	2300.35	2081.90
43	SSA for Mar.	110.20	2410.55	2300.35
5	" Apr.	110.20	2520.75	2410.55
62	" May	110.20	2630.95	2520.75
41	RR Reg Ann.	218.45	2849.40	2630.95
51	" "	218.45	3067.85	2849.40
73	SSA for June	117.50	3185.35	3067.85
61	RR Reg Ann.	218.45	3403.80	3185.35
71	" "	202.99	3606.79	3403.80
83	SSA for July	117.50	3724.29	3606.79
91	" Aug.	117.50	3841.79	3724.29
103	" Sept.	117.50	3959.29	3841.79

F-2-W-2

ANNIE B. WASHINGTON

252-46-0775

COLUMN	WRITE	1	2	3	4
DATE	SOURCE/EXPLANATION	AMOUNT	BALANCE	PREVIOUS BALANCE	
1978 1	6.2 SSA for May	11.510	11.510		1
2	7.3 " June	12260	23770	11510	2
3	8.2 " July	12260	36030	23770	3
4	9.1 " Aug.	12260	48290	36030	4
5				48290	5
6					6
7					7
8					8
9					9
10					10
11					11
12					12
13					13
14					14
15					15
16					16
17					17
18					18
19					19
20					20
21					21
22					22
23					23
24					24
25					25
26					26
27					27
28					28
29					29
30					30
31					31
32					32
33					33
34					34
35					35
36					36
37					37
38					38
39					39
40					40

P-2-W-3

EDDIE WASHINGTON

548-44-3253

DATE	SOURCE/EXPLANATION	AMOUNT	BALANCE	PREVIOUS BALANCE
1977 8-3	SSA for July	20390	20390	-
2 9-2	" " Aug.	20390	40780	20390
3 11-2	Robert Davis	5000	45780	40780
4 12-2	SSA Ins.	19620	65400	45780
5 10-3	SSA Ins.	20390	85790	65400
6 11-3	" for Oct.	18850	94640	85790
7 9-6	Robert Davis	5000	89640	94640
8 12-5	"	5000	104640	89640
1978 1-2	SSA for Dec.	19620	124260	104640
1978 12-20	" Ins.	720	125080	124260
1978 2-3	" for Jan.	20390	145470	125080
1978 10-6	Robert Davis	5000	150470	145470
1978 1-5	"	5000	155470	150470
14 2-6	"	5000	160470	155470
15 5-2	SSA for Feb.	20390	180860	160470
16 6	Robert Davis	5000	185860	180860
17 4-3	SSA for Mar.	20390	206250	185860
18 6	Robert Davis	5000	211250	206250
19 5-3	SSA for Apr.	20390	231640	211250
20 5-8	Robert Davis	5000	236640	231640
21 6-2	SSA for May	20390	256930	236640
22 6-6	Robert Davis	5000	261930	256930
23 7-3	SSA for June	21920	283850	261930
24 6	Robert Davis	5000	288850	283850
25 8-3	SSA for July	21920	310770	288850
26 9-1	" Aug.	21720	332490	310770
27 6	Robert Davis	5000	327490	332490
28 10-3	SSA for Sept.	21720	349210	327490
29				349210
30				
31				
32				
33				
34				
35				
36				
37				
38				
39				
40				

E.D.W.

BESSIE M. WESLEY

573-09-2371

DATE	SOURCE/EXPLANATION	AMOUNT	BALANCE	PREVIOUS
				BALANCE
1978 1 4.3	SSA for Mar.	196.90	196.90	
2 5.13	" Apr.	196.90	193.30	96.90
3 6.2	" May	196.90	290.20	193.30
4 7.3	" June	103.30	394.00	290.70
5 8	" July	103.30	497.30	394.00
6 9.1	" Aug.	103.30	600.60	497.30
7 10.3	" Sept.	103.30	703.90	600.60
8				703.90
9				
10				
11				
12				
13				
14				
15				
16				
17				
18				
19				
20				
21				
22				
23				
24				
25				
26				
27				
28				
29				
30				
31				
32				
33				
34				
35				
36				
37				
38				
39				
40				

K.A.W.S.

LOUISE WILLIAMS

463-34-2951

DATE	SOURCE/EXPLANATION	AMOUNT	BALANCE	PREVIOUS BALANCE
19771 9 2	SSA for Aug.	256 20	256 20	
10 2	" Sept.	256 20	512 40	256 20
7 3 6 2	SSA Ins.	201 80	714 20	512 40
7 3 7 3	SSA for June.	264 70	978 90	714 20
8 "	" July	264 70	1243 60	978 90
9 1	" Aug.	264 70	1508 30	1243 60
10 2	" Sept.	264 70	1773 00	1508 30
2	SSA Ins.	9 20	1782 20	1773 00

F-8-W-L

SYOLA WILLIAMS

450-38-3298

		1	2	3
DATE	SOURCE/EXPLANATION	AMOUNT	BALANCE	PREVIOUS BALANCE
1977	8 3 SSA for July	1109.30	1109.30	
2	7 1 SSA for Jns.	1109.30	2218.60	1109.30
3	9 2 SSA for Aug	1109.30	3327.90	2218.60
4	10 3 " Sept.	1109.30	4437.20	3327.90
5	11 3 " Oct.	1109.30	5546.50	4437.20
6	12 2 " Nov.	1109.30	6655.80	5546.50
1977	1 3 " Dec.	1109.30	7765.10	6655.80
8	2 " " Jan.	1109.30		7765.10
9	5 17 Security Pacific National Bank ^{closed savings acct # 072-350}	12550.43		
10				
11				
12				
13				
14				
15				
16				
17				
18				
19				
20				
21				
22				
23				
24				
25				
26				
27				
28				
29				
30				
31				
32				
33				
34				
35				
36				
37				
38				
39				
40				

THEO WILLIAMS

459-03-3056

	1	2	3
DATE	SOURCE/EXPLANATION	AMOUNT	PREVIOUS BALANCE
1977 9 2	SSA for Aug.	208 80	208 80
2 2 3	SSA Ins.	20 110	409 90
3 4	" for Mar.	231 90	641 80
4 2 13	SSA Ins.	1020 90	1662 70
5 5 3	SSA for Apr.	208 80	1871 50
6 2	VA Pension	144 40	
7 6 1	"	7 160	
8 2	SSA for May	208 80	
9 3 3	" June	222 40	
10 6 30	VA Pension	7 160	
11 9 7	"	7 160	
12 "	"	25 48	
13 3	SSA for July	222 40	
14 9 1	" Aug.	222 40	
15 1	VA Pension	7 5 24	
16 10 1	"	7 5 24	
17 3	SSA for Sept.	222 40	
18			
19			
20			
21			
22			
23			
24			
25			
26			
27			
28			
29			
30			
31			
32			
33			
34			
35			
36			
37			
38			
39			
40			

8
9
10
11
12
13
14
15
16
17
18
19
20
21
22
23
24
25
26
27
28
29
30
31
32
33
34
35
36
37
38
39
40

ERMA M. WINFREY

547-30-0322

	1	2	3		
	DATE	SOURCE/EXPLANATION	AMOUNT	BALANCE	PREVIOUS BALANCE
1977	7 3	SSA for July	11060	11060	-
2	3 14	" " Ins.	10290	21350	11060
3	" "	" Mar.	10290	31640	21350
4	2 13	SSA Tns.	45050	75490	31640
5	5 3	" for Apr.	10290	105780	31640
6	6 2	" May	10290	116070	105780
7	7 3	" June	10960		116070
8	8 "	" July	10960		
9	9 1	" Aug.	10970		
10	10 3	" Sept.	10970		
11					
12					
13					
14					
15					
16					
17					
18					
19					
20					
21					
22					
23					
24					
25					
26					
27					
28					
29					
30					
31					
32					
33					
34					
35					
36					
37					
38					
39					
40					

4803 - Bmt
8803 - Crsp

5-8-77

4303 SUPPLY
43703 SUPPLY
43704 SUPPLY

CLARA L. WINTERS

568-12-2638

DATE	SOURCE / EXPLANATION	AMOUNT	BALANCE	PREVIOUS BALANCE	
1971					
7 3	SSA Ins.	14.140	14.140		1
8 "	SSA for July	14.140		14.140	2
9 1	" Aug.	14.140			3
					4
					5
					6
					7
					8
					9
					10
					11
					12
					13
					14
					15
					16
					17
					18
					19
					20
					21
					22
					23
					24
					25
					26
					27
					28
					29
					30
					31
					32
					33
					34
					35
					36
					37
					38
					39
					40

CLARA L. WINTERS

DOROTHY WOLLEY

404-20-5058

DATE	SOURCE/EXPLANATION	AMOUNT	BALANCE	PREVIOUS BALANCE
1977 8-1	County of Mendocino Retirement	101.82	101.82	-
2 7-19	Farmers Ins. Group	18.50	120.32	101.82
3 8-10	Blue Shield of California	22.00	142.32	120.32
4 9-1	County of Mendocino	101.82	251.28	142.32
5 8-24	Medicare Payment	38.85	290.13	251.28
6 10-1	County of Mendocino	101.82	392.05	290.13
7 12-5	Bank of Montreal	264.80	1256.95	392.05
8 11-1	County of Mendocino	101.82	1358.77	1256.95
9 12-1	"	101.82		1358.77
10 7-1	"	101.82		
11 8-25	Bank of Montreal	1225.00		
12 2-1	County of Mendocino	101.82		
13 5-1	"	106.92		
14 2-1	"	101.82		
15 4-1	"	106.92		
16 6-1	"	106.92		
17 29	State of Calif Tax Refund	33.00		
18 7-1	County of Mendocino	106.92		
19 8-1	"	106.92		
20 9-1	"	106.92		
21 10-1	"	106.92		
22 11-1	County of Mendocino	106.92		
23 1-13	Bank of Montreal	1242.40		
24				
25				
26				
27				
28				
29				
30				
31				
32				
33				
34				
35				
36				
37				
38				
39				
40				

WOLLEY

LEOMY WRIGHT

428-22-0096

DATE	SOURCE/EXPLANATION	AMOUNT	BALANCE	PREVIOUS BALANCE
3 3	SSA for Feb.	2460	2460	
4 "	" Mar.	2460	4920	2460
5 "	" Apr.	2460	7380	4920
6 2	Ins.	2460	9840	7380
7 3	for June	3490		9840
8 "	" July	3490		
9 1	" Aug.	3490		
10 3	" Sept.	3490		
11				
12				
13				
14				
15				
16				
17				
18				
19				
20				
21				
22				
23				
24				
25				
26				
27				
28				
29				
30				
31				
32				
33				
34				
35				
36				
37				
38				
39				
40				

F-2-V-12

CHILDREN OF C. H. WRIGHT
(Leony Wright)
428-22-0096

COLUMN WRITE

DATE	SOURCE/EXPLANATION	AMOUNT	BALANCE	PREVIOUS BALANCE
4 3	SSA for Mar.	73 80	73 80	-
5 "	" Apr.	192 0	153 00	73 80
6 2	Tax	73 80	79 20	153 00
7 3	for June	169 80	169 80	79 20
8 "	" July	169 80	169 80	169 80
9 1	" Aug.	169 80	169 80	169 80
10 3	" Sept.	169 80	169 80	169 80

F-3 W-13

48-500 SYSTEMS
48-500
NATIONAL

KEITH A. WRIGHT
(Leamy Wright)
422-22-0096

DATE	SOURCE/EXPLANATION	1		2		3	
		AMOUNT	BALANCE	BALANCE	PREVIOUS BALANCE		
1978	5-3 SSA for Apr	2460	2460		2460		
2							
3							
4							
5							
6							
7							
8							
9							
10							
11							
12							
13							
14							
15							
16							
17							
18							
19							
20							
21							
22							
23							
24							
25							
26							
27							
28							
29							
30							
31							
32							
33							
34							
35							
36							
37							
38							
39							
40							

4-1-78

CAROL YOUNG

487-26-8943

	1	2	3		
	DATE	SOURCE/EXPLANATION	AMOUNT	PREVIOUS BALANCE	
1977	10 2	SSA for Nov.	161.90	161.90	1
78	2 13	" " Dec.	161.90	323.80	2
	8 10 2	SSA Ins.	144.50	1744.30	3
				1744.30	4
					5
					6
					7
					8
					9
					10
					11
					12
					13
					14
					15
					16
					17
					18
					19
					20
					21
					22
					23
					24
					25
					26
					27
					28
					29
					30
					31
					32
					33
					34
					35
					36
					37
					38
					39
					40

4803 - Buil
4803 - Green

Handwritten initials or signature

BT 84-4286-2018