




WHERE DID DUPLICATE TRACTOR-TRAILER USED IN THE ATTACK COME FROM?



1 THE TEMPLE TRUCK



2 THE TRACTOR-TRAILER alongside THE TRUCK



3 This is what "Jungle and Swamps" LOOKED LIKE!

Picture 1 shows the Temple dump truck, a large six-wheel-drive vehicle. Picture 2 shows the (real Jonestown) tractor-trailer next to the dump truck, to illustrate the unlikelihood of confounding the two, even at a distance. The truck much higher and nearly square-shaped. The tractor-trailer stretched out and lower to the ground.

The DUPLICATED tractor-trailer and the REAL one had key structural differences. (See "The Vehicle Used in the Attack" The Tractor.") But they looked alike at a glance. Thus the PRESUMPTION that it was the same vehicle seen earlier at Jonestown. *It wasn't.*

But then came A SECOND PRESUMPTION: that it had arrived on the road from Jonestown, which it *didn't*. Note markings on The Reiterman Schematic: "tractor-trailer arrive[s] from road" and "road leads to... Jonestown."

Not where THIS tractor-trailer came from. But from where else? Well, from area "B," marked "Jungle and swamps"! See Picture 3, showing what the surrounding area LOOKED LIKE. VERY high thick foliage. You could hide anything in there!

UPPER LEFT HAND CORNER OF THE REITERMAN SCHEMATIC

B

Jungle and swamps

1

Dump truck and tractor-trailer arrive from road to Point Kaituma

A

Road leads to Port Kaituma and Jonestown

