

(E)

Instructions and Explanation notes to readers of this manuscript;

~~Not completed yet: Title of the Report~~

Frontspiece quotation (right on the cover along with the title):

"This is an organized, orchestrated premeditated government campaign to destroy a politically progressive church."

Charles R. Garry
Attorney for Peoples Temple

Publication page: must have title, author (who, if any?), date and place of publication, publisher, and notice of copyright.

Dedication: To the children of the world. (any other suggestions?)

See revision

Quotation - epigraph:

To the conspirators, especially those who have known Jim Jones:

"You can forgive the man who robs you, but you can't forgive the man you rob -- in his haggard features, you read your indictment, and this makes his face so repulsive that you must keep it under your heels where you cannot see it."

Eugene V. Debs

(footnote: from Eugene V. Debs Speaks, Pathfinder Press, New York, 1970. Page 102.) *Reprinted by permission.*

*Separate page
also on dedication page*

This part from cover of a Black m.

Don't include footnote if you can't get permission to print it.

See page B

Table of Contents: Needs to be drawn up. The book will have two major sections: the text, and the appendices. *ITS DONE - PAGE B+C*

The text is divided into two subsections: first one is background material. Second section goes into the conspiracy proper. Each of these sections is, in turn divided accordingly into chapters and further subdivisions of those chapters (in some cases). The appendices are complicated. I project five appendices.

I. This will include most of the material: supporting documents, letters, reprints of articles. *55 letters (Postal Dept)*

II. This will be about the Guyana project. A few pages of explanation of the project (yet to be written - will finish in a day or so), plus the text of the Summer report, if feasible to include.

III. Unita Blackwell Wright appendix - Forum articles and letters of inquiry and response, supporting documents.

IV. Grace Stoen appendix - we may want to omit - this will be an explanation of the paternity of John Stoen. Please advise if this should be included.

V. Articles and letters of support for the Temple And Jim Jones. Extensive.

Footnotes: The footnotes are compiled on pages 53-57 of this manuscript. But I would like them to be printed on the bottom of the pages where they are referred to in the text.

Chapter Titles and Subtitles: These are not completely worked out but will be written into the manuscript before it is sent to US.

NOW WORKED OUT

OVER

Instructions, continued

(14)
⑤

List of Visuals, cont'd

7. Page 10: To go along with top of page, put in three photos, one of RWV temple, one of SF temple, one of LA temple.
8. Page 11: If possible, find a strong picture of Jim when preaching from the pulpit. One that reflects power, determination, even some anger. But nothing weird. (See Visual #13)
9. Page 14: Drawing or photo of people standing together. Maybe use the picture taken of our tour group at the Chicago museum of Science and Industry that we use for our leaflets. But print it so that it is a sea of people - cut out the borders so there are only people. Or use another shot on one of the trips.
10. Page 16: Bottom paragraph: in this connection we might print some pictures of guests speaking or appearing at the Temple - maybe a "collage" of several, no captions necessary, but just to show that PT has been the scene of people representing liberation causes.
11. Page 17: To go along with middle paragraph, print a collage of Peoples Forum headlines showing that we have done many articles on these matters. Collage should be headlines only, with perhaps a hint of text, including in the collage the Peoples Forum banner that can be seen in its entirety.
12. Page 17: Pix of demonstrations: run the stuff we had in October Forum, plus anything else -- again a collage effect, several pictures, no caption necessary since the text explains it all.
3. Visual #13: Don't use any picture of Jim with Wallace Muhammad. Okay to show him at Spiritual Jubilee speaking, but only him. There was another that showed him and caught the vast expanse of crowd -- also in Bilalian News. You may also use the picture of Jim speaking in Bilalian News for visual #8. It shows him looking very 'strong.'
14. Page 18: Show picture of Jim getting MLK award under the giant pictures of MLK - taken at Glide church. Cut this in during the section at bottom of page 18 that discusses Martin Luther King.
15. Middle of page 19: after "fire-bombed, vandalized, and arsoned" put in pix of fire and collage that was in the Forum last summer (June issue?) on page 3.
16. Page 20: Reprint collage of headlines/articles demonstrating that PT has helped a lot of groups: Tel-Hi clinic article, Charity Alive in the Tenderloin (Examiner), Outstanding Humanitarian Award article (Ukiah Daily Journal), Heroin to Helping, any others in our files of similar nature. Fresno Bee did one on us that was very good.
17. Page 20: Another collage of headlines from the smear articles (use the files we have of the articles) - just headlines. This collage will be a kind of antithesis of #16 - a dramatic contrast. There are different headlines you can choose from.

See
collection
5/1/02

Omit

4. Omit Visual #17, # 43.

Sif
27

YES

),
ot

List of Visuals, cont'd

13. PAGE 23: Reprint Dennis Banks' statement -- preferably the original document, not the Peoples Forum reprint, providing its easily readable.

19. Page 23: Cut into the text a nice, official looking picture of the U. S. Treasury Department. Look around for a good one. I mean the building in Washington. Just the building -- forget the grounds, and trees. This will be a picture that you will use several times in the course of the text. It might even be a kind of "logo" for the whole report. Preferably the picture should show the American flag on the building or in front or wherever. Look for a GOOD one.

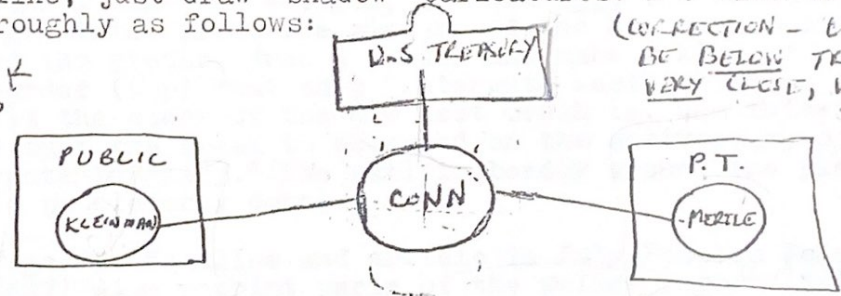
20. Page 23: Near Dennis' affidavit: a picture of Dennis Banks.

21. Page 23: This is the first page of the "conspiracy section" proper. You may want to get on it, at the top, near the title or chapterheading, reprints of the headline of the October 1977 front page Forum article (Conspiracy!) along with the sub-heading (Blackmail, bribes, etc.) Also group along with this the headline of Silverman's Barb article.

22. For pp. 23-24: See if you can find a picture of Mertle when he was in the Temple. Maybe one that shows him clearly with a group of other members in the Temple. Print this, with a circle drawn around Mertle. Caption: Elmer (or Deanna, or both, whoever) Mertle as a member of Peoples Temple. What you also need to do is get a picture of David Conn (if none, a kind of drawing), same with Klineman. If you don't know what they look like, just draw 'shadow' caricatures. I'd like to see a visual done roughly as follows:

Might be collage of
Klineman from Juv, 1955,
October 4th. Forum's, 1977
conspiracy in one article
and 1977

This is not
Klineman
to and with
connected to K



(CORRECTION - CIRCLE OF CONN SHOULD BE BELOW TREASURY DEPT - BUT VERY CLOSE, WITH LINE GOING FROM CIRCLE TO INSIDE OF U.S. TREASURY. (ITS CORRECTED NOW)

This visual graphically shows the Mertle-Conn-Klineman connection. The three boxes should be, from left: a photo of the "public", or better, newspapers and televisions, representing the public media; the middle box will be that same picture you did for visual #19 of the U. S. Treasury Department; the xxx box on the right will be a photo of the San Francisco Peoples Temple building, the same one done for the previous visual on the Temple buildings. Superimposed on each of the boxes will be circles. In the circle on the left will be a drawing or representation of Klineman; in the middle circle, superimposed on treasury building, but half below it (he is not quite an insider in the Treasury) is Conn's picture; Mertle picture should be in circle on the Temple picture. Lines connecting the 3 circles. Label the circles: Klineman, Conn, Mertle. Label the boxes: xxx media, U.S. Treasury, Peoples Temple.

23. Page 25: It would be nice to have a visual of Joseph Mazor. If no photo available that we can use (a prison mug shot would be ideal), another caricature - but do it like he is a "shadow" - like you cannot see who xxx he is - a sort of "mystery man." This sketch will be

List of Visuals, cont'd

used several times later to represent mazor. Remember that we are characterizing mazor as a kind of "symbol" of the whole conspiracy, so his picture will be another kind of "logo" for the whole book. The shadow drawing should only be of his head and perhaps shoulders. It should project something mysterious, sneaky, sinister, but not overdone. Like a kind of "spy" -- definitely with an aura of mystery, intrigue.

~~XXXXXXXXXX~~
~~XXXXX?~~

24. Page 27: Good if we can take a picture of Conn's house and publish it, with caption of his house and the address. Say that this is the scene of secret meetings to plan the campaign against Jim Jones. "EAST BAY HOME" No

25. Page 28: Between second and last paragraph on this page, cut in a collage of the front page headlines on the "break in" that appeared in the Examiner and Chronicle. Use the banners of the papers to show it was on the front pages. Or caption the visual thus: Front-page coverage of the "break in" -- There may be other articles in the file that have to do with the "strange break-in at New West" --- use those in the collage, but feature the Chron and Examiner ones. Don't reprint the articles here -- just the headlines and a few words of text, perhaps.

26. Page 29: Picture of New West offices on 325 Pacific street. (maybe go out and get a picture of the place, preferably place where break in was supposed to occur - the building showing the window that was entered, but not just the window.) Now, get this: print the picture of the New West building, but around the picture draw a border and make a kind of sign on the border (top) that says "Watergate West" Caption that "this is the scene of the New West break in. One television station noted that the break in occurred on the anniversary of the Watergate burglary." (The satiric border around the picture should be cleverly done).

27. Page 29: Headline and article in July Peoples Forum: NO BURGLARY! Also reprint part of the police report (full text will be in appendix, as noted), and the Examiner article that says there was no break-in.

No -
in not
desired

23. If you really want to get satirical; print a picture of Jon Carroll (the guy who got locked out of the bathroom -- he used to do columns for the Examiner and his picture has been in the Examiner next to each of his columns). Then under his picture you can print all sorts of interesting captions, such as: Jon Carroll: His Strange "leak" on the New West break-in was never printed" or: Jon Carroll: Was the break in just an Aborted Bathroom Trip?; etc.

29. Page 30: Get the article that appeared in the Examiner just before the New West story came out -- this quotes Mertle as saying that the Temple ought to be destroyed. Blow up that section of the article so that it is easily visible, showing several lines of print above and below it. Underline the statement of mertle and print the thing. Caption would merely give citation of the article.

30. Page 30: I will try to enclose a political cartoon showing how Goebbles used the media that will fit right in with the large paragraph on page 30.

31. Page 32, top: Here a cartoon can be sketched as follows. Show a man who is dressed like a journalist (maybe wearing the typical cap/visor of the journalist) who is painting a portrait of a man standing at a distance. The man looks very ordinary. But on the large easel on which the journalist is painting his picture, the portrait is a grossly disfigured individual, hardly resembling the man standing off at a distance. Now, at the top of the easel there should be a newspaper "banner" so that the easel is really like the front page of a newspaper. The banner should read: DAILY TRUTH.

32. Top of page 33: Collage of headlines on "strange Suicide" articles. Use headline on New West, also the Press Democrat and Daily Journal articles, also the Chronicle piece asking for probe of John Head.

33. Page 33: Collage of headlines from Chronicle, Progress on the "domination of school" issue.

34. Page 33: Another drawing: this time, have a newscaster holding up a microphone to the mouth of a person he is interviewing in front of a TV camera. Only the person's back is turned to the camera so it cannot be seen. But frame the drawing in a "theatre" setting, as if it is being done on stage. Caption: "Faceless Accusers"--Playacting for the Public

35. Page 35: Before the headline, or, perhaps, superimposing the headline on it --- the picture of the U. S. Treasury Department building --- the same one used before.

36. Page 35: Bottom of page: here you might get in a drawing of a few typical G-men customs agents. They are prying open a crate (large), while one of them is showing his credentials to a freight agent who is standing there, on the dock.

37. Page 35: As a caption to this drawing, you can write "A routine procedure." If possible, blow up the section of the letter saying that it is a routine procedure, and use that as the caption. Best to show several lines of the letter, and underline the routine procedure part, to highlight it.

38. Page 36: Mail being torn open and wine being spilled on it (drawing). *(or photo?)*

39. Page 36: Reprint the Post Office memo on the social security checks -- print right in context.

40. Page 37: The title THE INTERPOL CONNECTION should be printed on top of a drawing of a swastika - a thick one. Use same picture of U.S. Treasury building and reprint it below the title, so the swasticka is right over it but not touching. This time, however, the picture of the Treasury building should be larger than before.

41. Page 39: Treasury building again, but large and light - maybe just the outline of the building. Inside the outline, list the

VISUALS, continued

various agencies housed within the Treasury: IRS, Interpol, Secret Service, Customs

42. Page 40: Collage/reprints of the Nazi articles that have appeared in the Forum. All of them (but not the very earliest ones when it was still a little leaflet-type paper). Include the hate letter we reprinted on front page, the pictures, the open letter to the nazis, etc. If no room to reprint all the texts, just get in headlines and ~~the~~ enough of the text to get a feeling of it.

43. Page 41: middle of page. Reprint the caricature/drawing of Mamor in visual #23 (the shadow/mystery man). But now make it bigger, superimposed on an outline of the US Treasury building.

44. Page 41: Intrusion in Guyana. For a visual underneath or near the title (by the way, the chapters should begin on new pages, unlike in the Manuscript), have a map of Guyana, like the one on the Summer report - just an outline. On the map, in ~~area where Jonestown is located~~, make a circle and put a picture (photo) of Jim Jones in it. Circle can be big enough to cover ~~most of~~ the northern part of the country, ~~but~~ the center of the circle should be near where the ~~mission is~~ located. This entire visual should be superimposed on a "X target" drawing, so it looks ~~ik~~ like Jim is the target. He should of course be at the center of the target. Make sure the lines of the target are dark enough so that they can be seen clearly.

Cross-Hair
TA

45. Bottom of Page 43. Nice picture of Ag. ~~Project~~ -- a vista showing fields, etc. Give feeling of the area.

46. Middle of page 45: a box can be inserted here entitled "It Costs Money to Carry out A Conspiracy" - in the box could be a kind of itemized list of estimated expenses for hotel bills, plane flights, lawyers fees, etc. incurred by the conspiracy -- we will include something on this).

47. Bottom of Page 45: Get a picture of Jim and the family - something that is very good -- perhaps a picture of many of the members of the Temple and a picture of Jim superimposed on it, perhaps a bit higher than the group of people. He should be looking strong, determined if possible.

48. Page 46: Another picture perhaps of uniformed apostolic guardians, or others looking good, expressive of "militant solidarity" of the church.

OMIT

49. Top of page 49: near place where it says "emptyness of middle class values" there ought to be cut in a large magazine collage of middle-class consumerist junk - everything from toasters, gadgets, cosmetics, housewives, cars, etc. Perhaps underneath the big collage, as if crushed by it, should be pictures of impoverished people, slum dwellings, old and sick people, etc.

50. Page 51: nice pictures of Guyana - people, kids, you know.

51. Bottom of Page 51: Reprint front page lead article of July Forum: Strong Support for Peoples Temple and Jim Jones, with the pictures of the supporters. Also maybe pictures of our people demonstrating in front of Examiner, showing people who are our supporters -- Cristina, Maher, Davidow etc.

52. End - after text: Pictures of children children, children. To go with spirit of the last line. If some way to show a clenched fist in this, do it.

Chronology:

(special box)

*Toni - please
finalize this!*

- November, 1976 - Joseph Mazon hired
- Lowery, Russom, and Deeper Public Relations firm hired by Mazon 'to handle the media' on the 'Peoples Temple case'
- David Conn and George Kleinman begin concerted attempts to push investigations and work through media against Jim Jones
- Spies found monitoring Peoples Temple meeting, traced to military-intelligence sources.

????

- Temple runs strong anti-Nazi articles in Peoples Forum

December 1976-January 1977 - Temple makes inquiries of U. S. treasury concerning any 'investigations' that might be taking place (check dates)

February 5, 1977 - Contact of former Temple Members with government (Treasury) agents

February 24, 1977 - 13-14 former members of FT meet with government agent (#.....) who relays information subsequently to Interpol

May 23, 1977 - David Conn approaches Dennis Banks for denunciation of Jim Jones

June, 1977 - Conn attempts to plant material with leading Bay Area newsmen.

June 17, 1977 - New West "break-in"

July 18, 1977 - New West launches smear campaign

August, 1977x 3, 1977 - Mysterious person appears on Temple's Guyana project, interrogates people there.

September, 1977 - Assassination attempt on Jim Jones in Guyana

(date -? - general) - Mazon organized intentions of ~~kidnapping children~~ "retrieving" persons in Guyana

(date - general?) - IRS begins summoning members of Peoples Temple for tax audits.

(add to this if possible)

put in a box, insert around page 43-44 area in text.

2
3
4
5
6
7
8
9
10
11
12

(pls make additions, corrections)

CHRONOLOGY

- November, 1976 - Joseph Mazor hired
- Lowery, Russon and Leeper Public Relations Firm hired by Mazor
- David Conn and George Kleinman begin concerted attempts to push investigations and work through media against Jim Jones
- February 5, 1977 - First contact of former Temple members with Government (Treasury) agents.
- February 24, 1977 - 13 or 14 former members meet with Interpol agent.
- May 23, 1977 - David Conn approaches Dennis Banks for denunciation of Jim Jones
- June 1977 - David Conn attempts to plant material with leading Bay Area news people
- June 17, 1977 - New West "break in"
- July 18, 1977 - New West launches smear campaign

11/16/76

no news agency

the info is in Interpol files

see

Footnote somewhere:

It costs money to carry out a conspiracy. We have already determined that the hotel bills, plane fares, legal fees, and related expenses of those ~~participating~~ orchestrating the campaign have run to at least \$50,000. This is a very conservative estimate. The bills probably run at least 3 to 5 times this amount.

This will not be an appendix only the documents. The explanatory should be put in a box around p 35-6 of the text.

I have typed up the text for Appendix III, A Case of Surveillance. I do not think that all the letters from Congresspersons other than Philip Burton are necessary to print. Also, the PF articles on Mrs. Wright are repetitious - remember we had two articles on the case in the issue that were about the same -- omit one of them, or reprint instead the article that appeared in the Sun Reporter entitled "Age of Surveillance?" in late November, 1976. Also, please type on the top of Jean Brown's long letter to Senator Stennis a line of explanation: Letter of Inquiry to Senator Stennis Concerning events of November 7th at Peoples Temple. But I feel that the letter has statements in it that contradict some of the main text of this book, and could perhaps be omitted. Besides, it is quite long. Perhaps just a few lines of summary that Jean Brown wrote to Senator Stennis and give general contents of letter, then print the receipt slip, noting as you did that no reply has been received.

(1)

Further instructions for production of this book

Cover: I have an elaborate cover in mind. The cover should have a special arrangement of pictures, like the face of a target: in the center is a picture of Jim. The circle around it will be full of people. The circle around that will be segmented into eight sections, each with a different picture: one of seniors, one of childre, mediaal serivces, Guyana, etc. The outer circle willk be blank.

Notes: This may be too v for the cover.

I have sketched the idea below. The title of the book I suggest is:

TARGET: Jim Jones and Peoples Temple

Somewhere else on the cover should be the words:

An Exclusive Report

Finally, on the cover, have Charles Garry's quote: This is a deliberate, premeditated, government campaign to destroy...etc. Make sure to put Garry's name under

ATTENTION - ATTENTION - ATTENTION

CORRECTION GUIDE

Note: After this manuscript was read by Harriet, Carolyn Layton, and Jim, several changes have been made. Since there was no time to type the entire manuscript over, we have tried to note many of the changes on the manuscript itself. Some, however, we are noting below separately.

1. It was felt that the cover is "too busy" -- too much on it. I feel that the cover has to be interesting - it has to grab the attention of the reader so he will open the book and read it. If you cut down information on the cover, make sure that it doesn't lose interest and become bland.

The first page, or "title" page can repeat the visual on the cover. The title:

TARGET: JIM JONES AND PEOPLES TEMPLE
An Exclusive Report

should be very prominent and central on this page.


Toward the bottom of this title page you need to put:

Copyright 1978 All Rights Reserved
by Peoples Temple Christian Church
Printed in U.S.A.

(note: make sure this is copyrighted - find out how to do it - get it done so that nothing in this can be re-printed without permission)

Note: Also on cover and title page you might draw up a kind of logo for the conspiracy: an outline of the treasury building withx a silhouette drawing inside of a shadow-figure (the symbol that you will use for Mazor - see visual List #23.

TOO CCRNY
TRY TO DIGNIFY
OR JUST USE OUTLINE
OF THE GOVT BUILDING.



from a photo

(1)

Further instructions for production of this book

Cover: I have an elaborate cover in mind. The cover should have a special arrangement of pictures, like the face of a target: in the center is a picture of Jim. The circle around it will be full of people. The circle around that will be segmented into eight sections, each with a different picture: one of seniors, one of children, medical services, Guyana, etc. The outer circle will be blank.

Note: This may be too
for the cover.

I have sketched the idea below. The title of the book I suggest is:

TARGET: Jim Jones and Peoples Temple

Somewhere else on the cover should be the words:

An Exclusive Report

Finally, on the cover, have Charles Garry's quote: This is a deliberate, premeditated, government campaign to destroy...etc. Make sure to put Garry's name under

ATTENTION - ATTENTION - ATTENTION

CORRECTION GUIDE

Note: After this manuscript was read by Harriet, Carolyn Layton, and Jim, several changes have been made. Since there was no time to type the entire manuscript over, we have tried to note many of the changes on the manuscript itself. Some, however, we are noting below separately.

1. It was felt that the cover is "too busy" -- too much on it. I feel that the cover has to be interesting - it has to grab the attention of the reader so he will open the book and read it. If you cut down information on the cover, make sure that it doesn't lose interest and become bland.

The first page, or "title" page can repeat the visual on the cover. The title:

TARGET: JIM JONES AND PEOPLES TEMPLE

An Exclusive Report

should be very prominent and central on this page.

Toward the bottom of this title page you need to put:

Copyright 1978 All Rights Reserved
by Peoples Temple Christian Church
Printed in U.S.A.

(note: make sure this is copyrighted - find out how to do it - get it done so that nothing in this can be re-printed without permission)

Note: Also on cover and title page you might draw up a kind of logo for the conspiracy: an outline of the treasury building with a silhouette drawing inside of a shadow-figure (the symbol that you will use for Mazor - see visual List #23.

TOO CERNY
TRY TO DIGNIFY
OR JUST USE OUTLINE
OF THE GOVT BUILDING



from a
photo

Further instructions for production of this book

Cover: I have an elaborate cover in mind. The cover should have a special arrangement of pictures, like the face of a target: in the center is a picture of Jim. The circle around it will be full of people. The circle around that will be segmented into eight sections, each with a different picture: one of seniors, one of childre, mediaal services, Guyana, etc. The outer circle willk be blank.

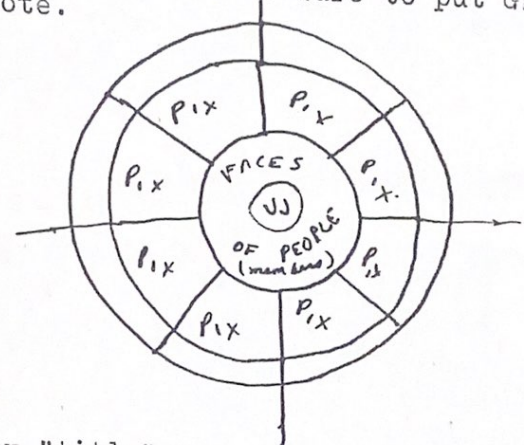
Note: This may be too much for the cover.

I have sketched the idea below. The title of the book I suggest is:

TARGET: Jim Jones and Peoples Temple

Somewhere else on the cover should be the words:
An Exclusive Report

Finally, on the cover, have Charles Garry's quote: This is a deliberate, premeditated, government campaign to destroy...etc. Make sure to put Garry's name under the quote.



Page 1

The first page, or "title" page can repeat the visual on the cover. The title:

TARGET: JIM JONES AND PEOPLES TEMPLE
An Exclusive Report

should be very prominent and central on this page.

Toward the bottom of this title page you need to put:

Copyright 1978 All Rights Reserved
by Peoples Temple Christian Church
Printed in U.S.A.

(note: make sure this is copyrighted - find out how to do it - get it done so that nothing in this can be re-printed without permission)

Note: Also on cover and title page you might draw up a kind of logo for the conspiracy: an outline of the treasury building with a silhouette drawing inside of a shadow-figure (the symbol that you will use for Mazor - see visual List #23.

TOO CCRNY
TRY TO DIGNIFY
OR JUST USE OUTLINE
OF THE BEST BUILDING



from a photo

Page 3 will be the "dedication page"

On this page you only need to have the words:

Dedicated to the children of the world

(or whatever else may be suggested for a dedication)

~~Dedicated to our children~~

I suggest that on this dedication page, or facing it (on page 2) there be picture of children (if that is whom the book will be dedicated). Or one child.

On the dedication page it is good to have a quotation. You might find a better one than this one:

To the conspirators, especially those who have known Jim Jones:

You can forgive the man who robs you, but you can't forgive the man you rob -- in his haggard features, you read your indictment, and this makes ~~you~~ his face so repulsive that you must keep it under your heels where you cannot see it.

Eugene V. Debs

Page 5 will be the Table of Contents page. Its heading should only be CONTENTS

Here is the Table of Contents, using the page numbers that are on the manuscript. Of course, they will change when you make the book up. Note that the Contents are Divided into major headings and sub-headings, along with appendices. You could conceivably have a separate table of contents for the appendices, listing each document, article, letter separately. You may decide to do this, though it is not absolutely necessary.

CONTENTS

Foreword	1
BOOK I - FOUNDATIONS: THE REASONS WHY	
Introduction	2
Origina	3
The Early Years of Peoples Temple	5
A Dangerous Man	3
To 'Cry Aloud and Spare Not'	10
A Heavy Price to Pay	13
Behind the Smear Stories	20
The 'Tip of the Iceberg'	21
BOOK II - CONSPIRACY!	
I. The Lower Levels	
A Dirty Deal	23
The Conn-Klineman-Mertle	
Connection	23
An Investigator with a Record	24
II. Media Manipulation	
Laying the Groundwork	27
The 'Great New West Break-in'	28

DEDICATION:
DEDICATED TO THE CHILDREN OF WHOSE LIVES WE MUST DEFEND, WITH HIS LIFE, IF NECESSARY, OF JONESTOWN, JIM JONES HAS AND LIBERTY

See Revised Dedication

W5!

CONTENTS (continued)

Exposing the Expbse	30	
Two Investigations	32	
TV Gets into the Act	33	NEWS AS 'PROMOTION' 34
III. Moving Up to Higher Levels		
Inconsistencies	35	
'Routine Procedures'	35	
The INTERPOL Connection	37	
IV. Intrusion into Guyana	41	
V. A War of Attrition	44	
VI. Inside the False Witnesses	47	
VI Epilogue	50	
AFTERWORD: FOR OUR LEADER	51	

APPENDICES

I. Documents, reprints, letters	--
II. The Guyana Project - An Overview	--
III. A Case of Surveillance	--
<u>OMIT</u> > IV. Amazing Grace	
V. Articles, Letters, and Statements of Support	--

(note again: you may want to break down Appendix I and list every separate document. They are all referred to in the footnotes)

There should be a title page before the Appendix section which merely has one word on it: APPENDICES

In addition, there should be a title page before each separate appendix, stating the title of each appendix.

There can also be a title page for Book I and one for Book II. These title pages need only say BOOK I and the title of the BOOK (Title for BOOK I is Foundations; title for BOOK II is Conspiracy!).

BOOK I
FOUNDATIONS

In Book-I, each separate section should begin on a new page. In Book II, begin each of the six major sections on new pages.

ADDITIONAL NOTES: Please cut in a lot of quotes into the text. The dummy book that you sent had a lot of nice ones: from Hazel Grossman, Justice Brandeis, Willie Brown, etc. They help focus attention. You can even take more excerpts from letters of support and cut them in. Some nice sections of Goodlett's editorial can be appropriately inserted in the text at right time. These should be done by boxing them off and using different type faces.

Another visual: There is a shot of Jim carrying a picket sign in Fresno, also other nice shots of the Fresno march that would be good to cut in in the section stating that we have participated

(D)
in numerous demonstrations.

I have not detailed the letters and statements and articles of support for Appendix V. I think that we should use the letters to Burnham, the Golden and Goodlett statements, various letters to the editor of the Forum we have received (Snedecker, Hellman, others), plus some of the older quotes. You might just want to limit this to statements concerning the attacks on us (of recent date), and skip the older stuff. You possibly can use some of the nicer older quotes --- a bunch of them were printed in the August Forum on page 4 -- and put them not in the appendix, but in the text (first book) as appropriate.

It's possible that you could print the text only on the right hand pages (as in your dummy book) and reserve the left-hand side for the visuals, quotes, etc. The point is to get variety into the text, using visuals, quotes, etc. to break up the flow, & yet without destroying but enhancing the continuity of the narrative.

Also: on the title pages for Book I ~~XXII~~ and Book II, try to find a suitable quote to put on each. The quote should be broad and profound enough to provide an epigraph for the material of the entire book.